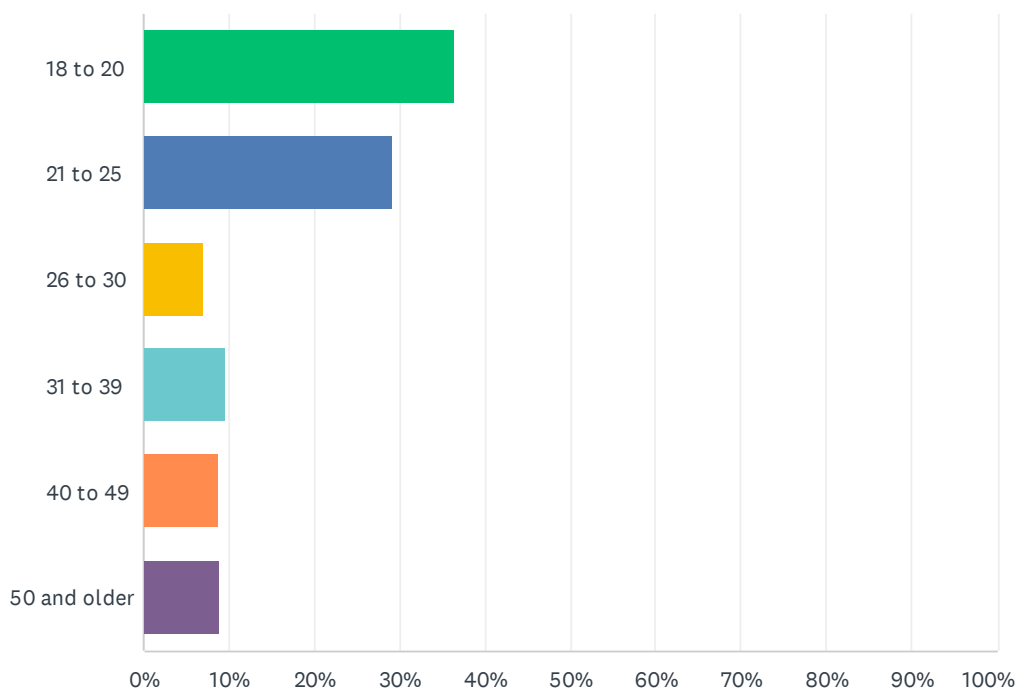


## Q1 How old are you?

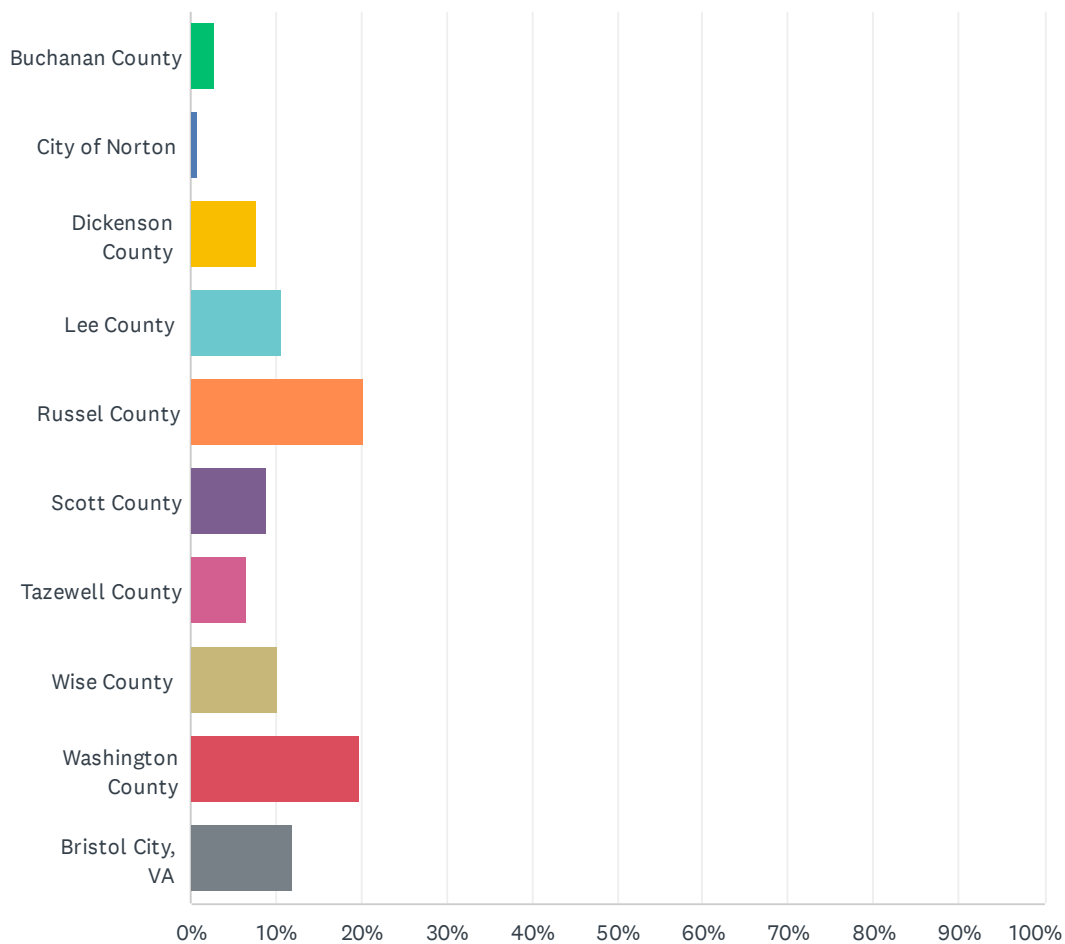
Answered: 1,171 Skipped: 0



ANSWER CHOICES	RESPONSES
18 to 20	36.46% 427
21 to 25	29.21% 342
26 to 30	7.00% 82
31 to 39	9.65% 113
40 to 49	8.80% 103
50 and older	8.88% 104
<b>TOTAL</b>	<b>1,171</b>

## Q2 Which city or county do you live in for most of the year?

Answered: 1,171 Skipped: 0

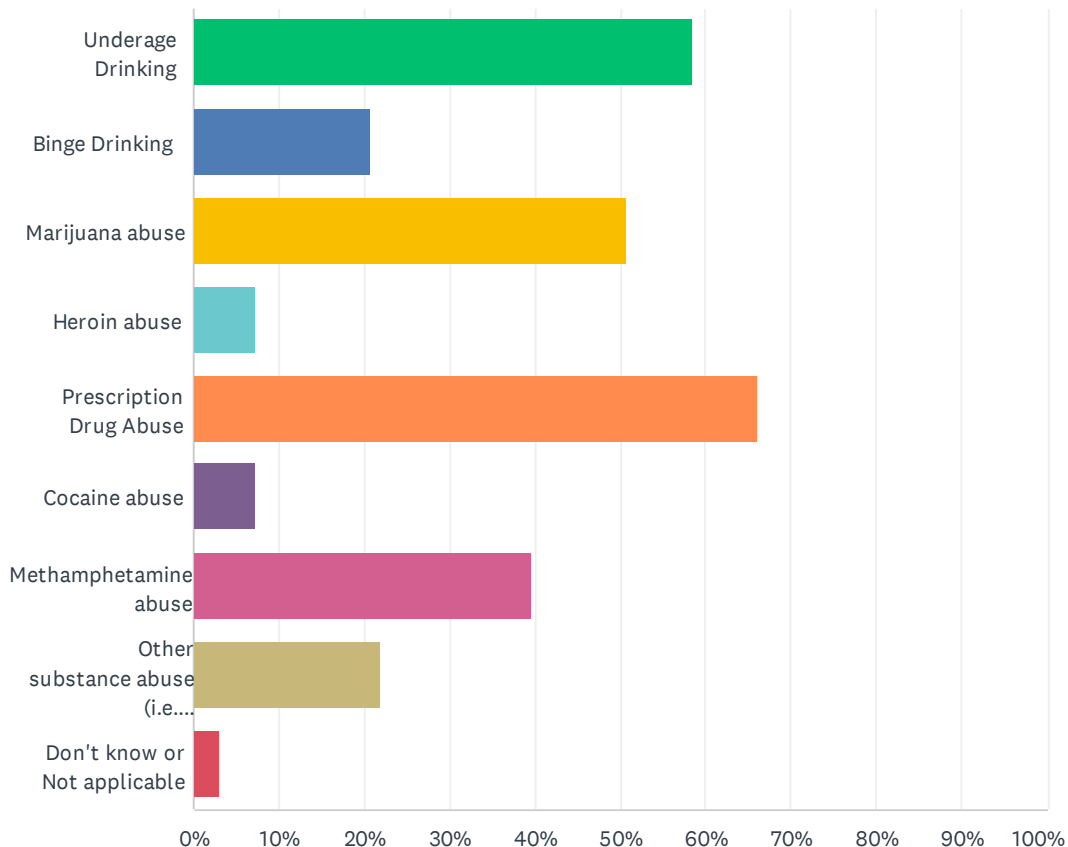


## Young Adult Survey 2016

ANSWER CHOICES	RESPONSES	
Buchanan County	2.82%	33
City of Norton	0.94%	11
Dickenson County	7.60%	89
Lee County	10.76%	126
Russel County	20.24%	237
Scott County	9.05%	106
Tazewell County	6.66%	78
Wise County	10.33%	121
Washington County	19.73%	231
Bristol City, VA	11.87%	139
<b>TOTAL</b>		<b>1,171</b>

### Q3 In your opinion, what are the three biggest substance abuse issues in your community for young adults age 18 to 25?

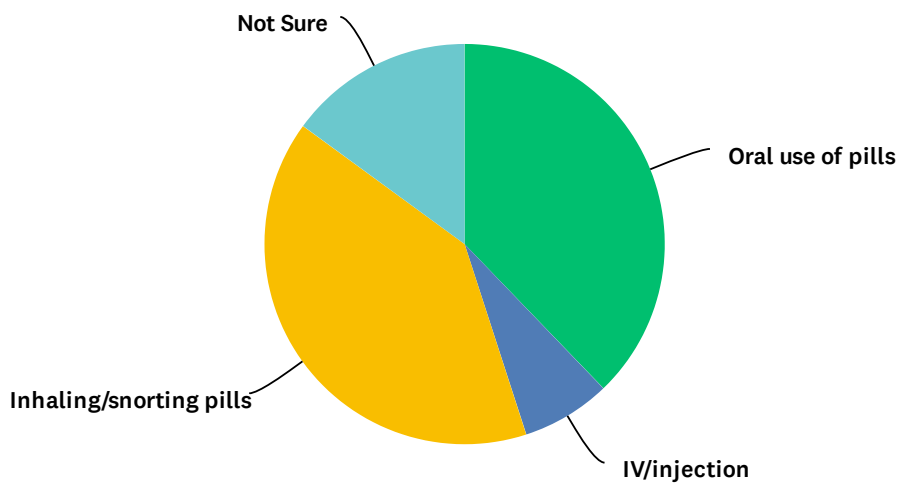
Answered: 1,159 Skipped: 12



ANSWER CHOICES	RESPONSES	
Underage Drinking	58.33%	676
Binge Drinking	20.62%	239
Marijuana abuse	50.65%	587
Heroin abuse	7.33%	85
Prescription Drug Abuse	66.01%	765
Cocaine abuse	7.16%	83
Methamphetamine abuse	39.69%	460
Other substance abuse (i.e. inhalants, steroids, synthetics, club drugs, hallucinogens, etc.)	21.92%	254
Don't know or Not applicable	3.02%	35
Total Respondents: 1,159		

## Q4 How do most people abuse prescription drugs?

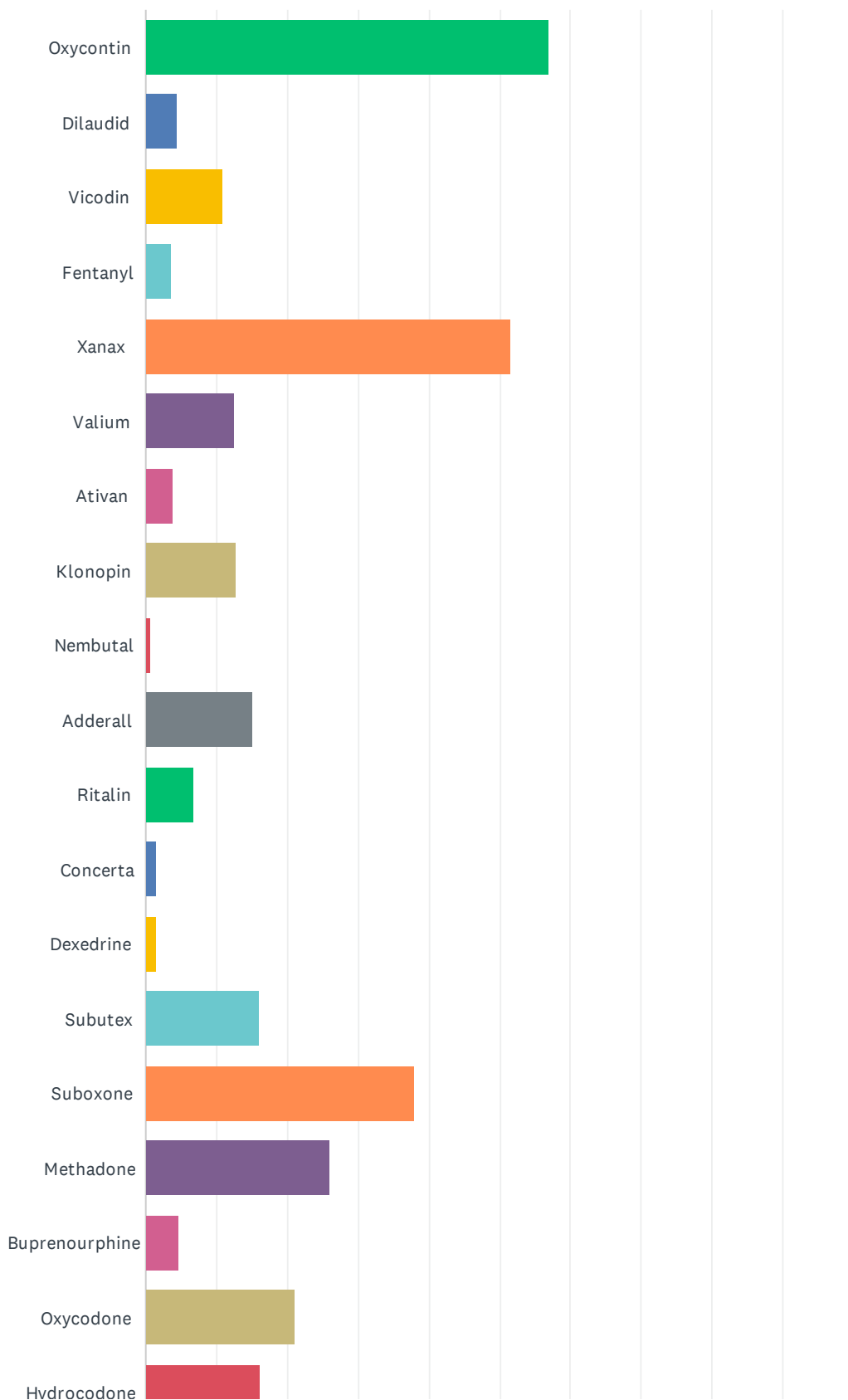
Answered: 1,124 Skipped: 47



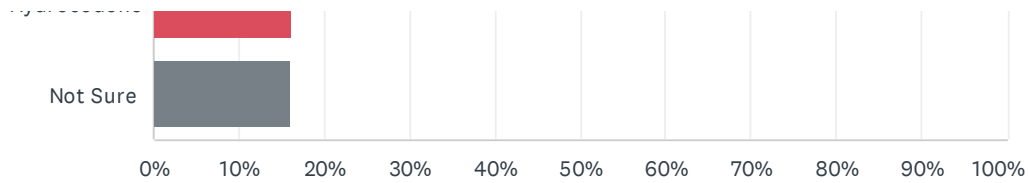
ANSWER CHOICES	RESPONSES	
Oral use of pills	37.81%	425
IV/injection	7.21%	81
Inhaling/snorting pills	40.04%	450
Not Sure	14.95%	168
TOTAL		1,124

# Q5 What are the top three most abused prescription drugs in your area?

Answered: 1,127 Skipped: 44



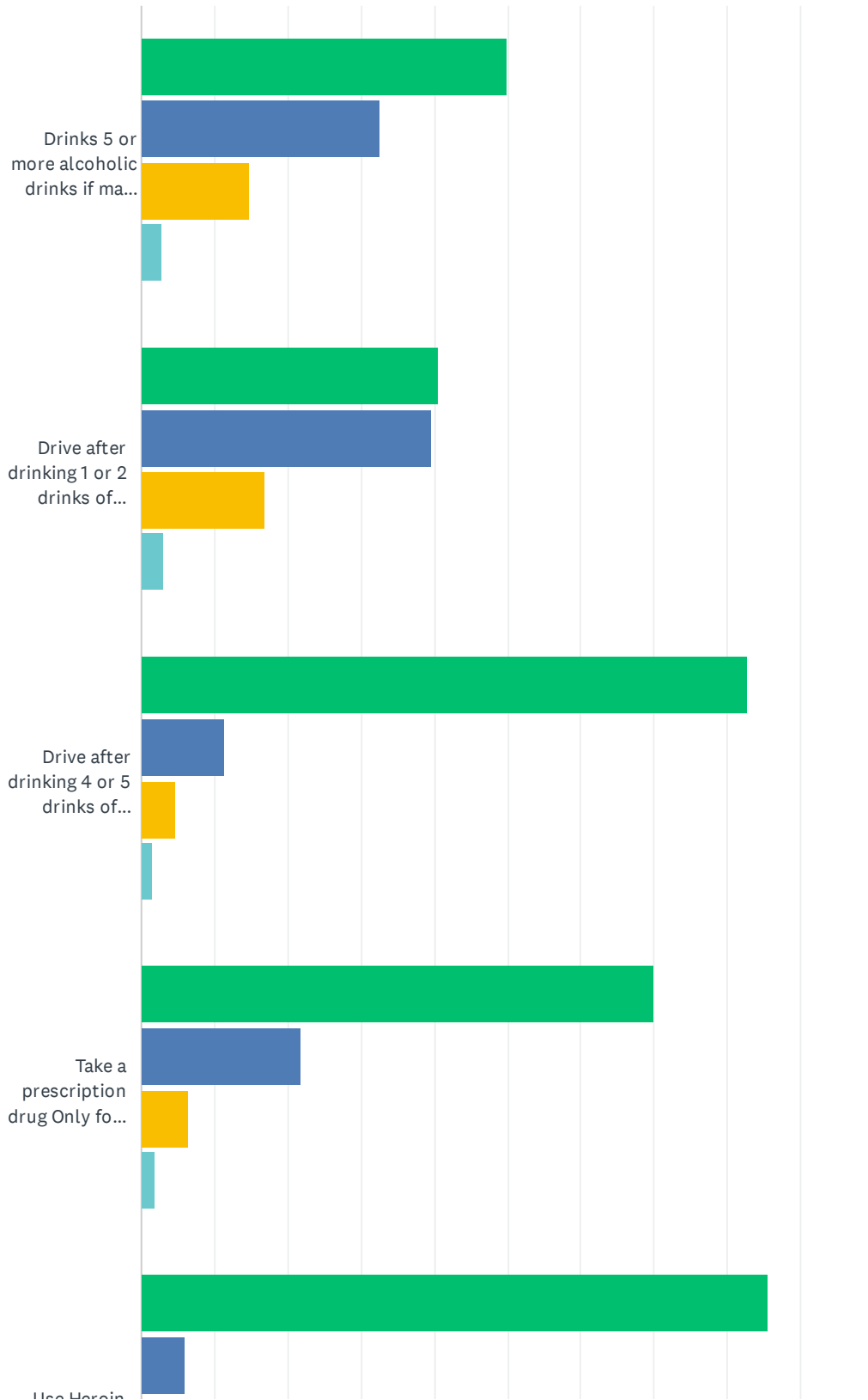
## Young Adult Survey 2016



ANSWER CHOICES	RESPONSES	
Oxycontin	56.97%	642
Dilaudid	4.44%	50
Vicodin	10.83%	122
Fentanyl	3.73%	42
Xanax	51.55%	581
Valium	12.51%	141
Ativan	3.90%	44
Klonopin	12.87%	145
Nembutal	0.71%	8
Adderall	15.17%	171
Ritalin	6.74%	76
Concerta	1.42%	16
Dexedrine	1.42%	16
Subutex	15.97%	180
Suboxone	37.98%	428
Methadone	26.00%	293
Buprenorphine	4.61%	52
Oxycodone	21.21%	239
Hydrocodone	16.24%	183
Not Sure	15.97%	180
Total Respondents: 1,127		

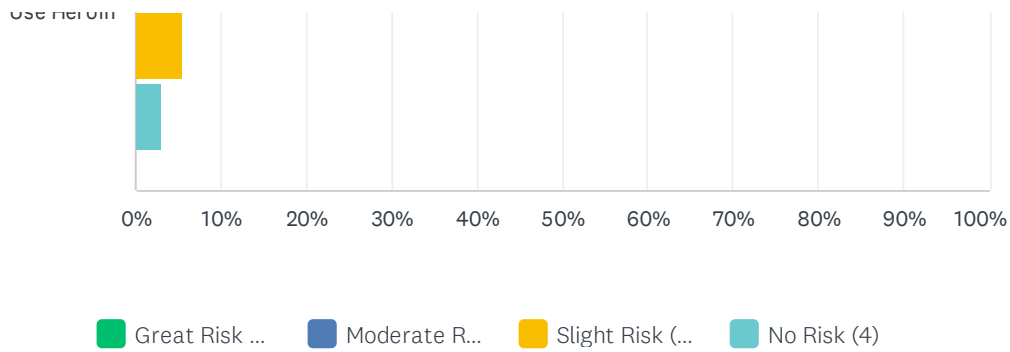
# Q6 How much do you think people risk harming themselves physically or in other ways when they do the following?

Answered: 1,160 Skipped: 11





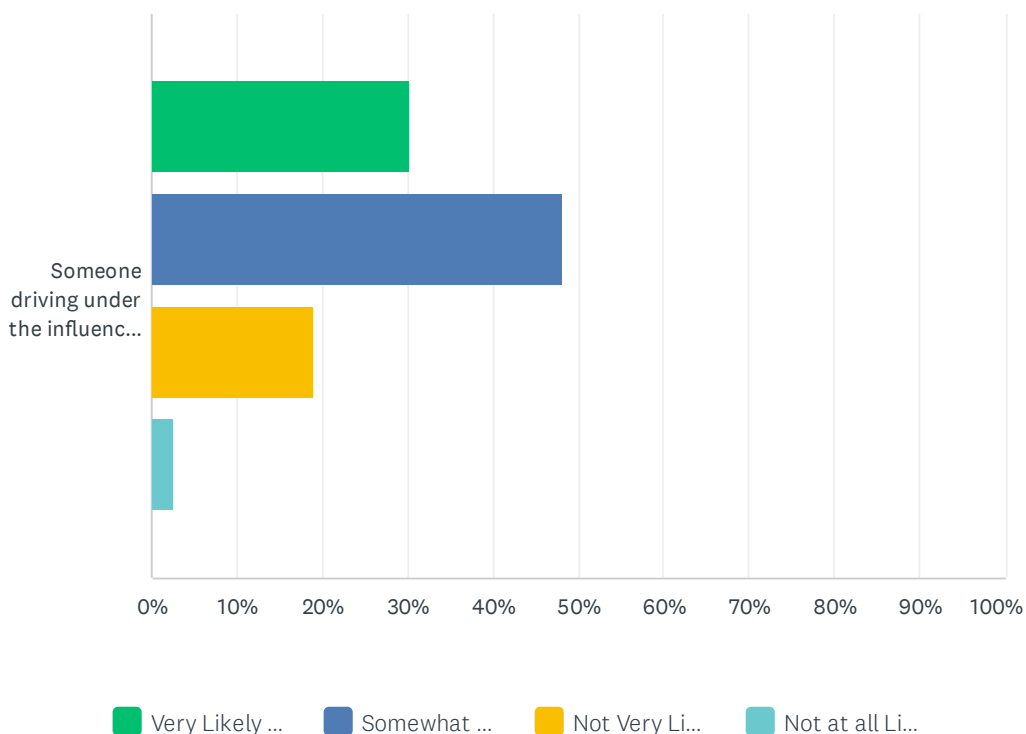
## Young Adult Survey 2016



	GREAT RISK (1)	MODERATE RISK (2)	SLIGHT RISK (3)	NO RISK (4)	TOTAL	WEIGHTED AVERAGE
Drinks 5 or more alcoholic drinks if male, or 4 or more alcoholic drinks if female, on one occasion? (1 drink = 12 ounces of beer, 5 ounces of wine, 1.5 ounces of hard liquor)	49.96% 577	32.64% 377	14.63% 169	2.77% 32	1,155	1.70
Drive after drinking 1 or 2 drinks of alcohol	40.56% 464	39.60% 453	16.87% 193	2.97% 34	1,144	1.82
Drive after drinking 4 or 5 drinks of alcohol	82.67% 935	11.23% 127	4.60% 52	1.50% 17	1,131	1.25
Take a prescription drug Only for the experience, feeling it caused, or to get high	69.85% 797	21.74% 248	6.40% 73	2.02% 23	1,141	1.41
Use Heroin	85.60% 416	5.97% 29	5.56% 27	2.88% 14	486	1.26

## Q7 In your community, how likely is it that:

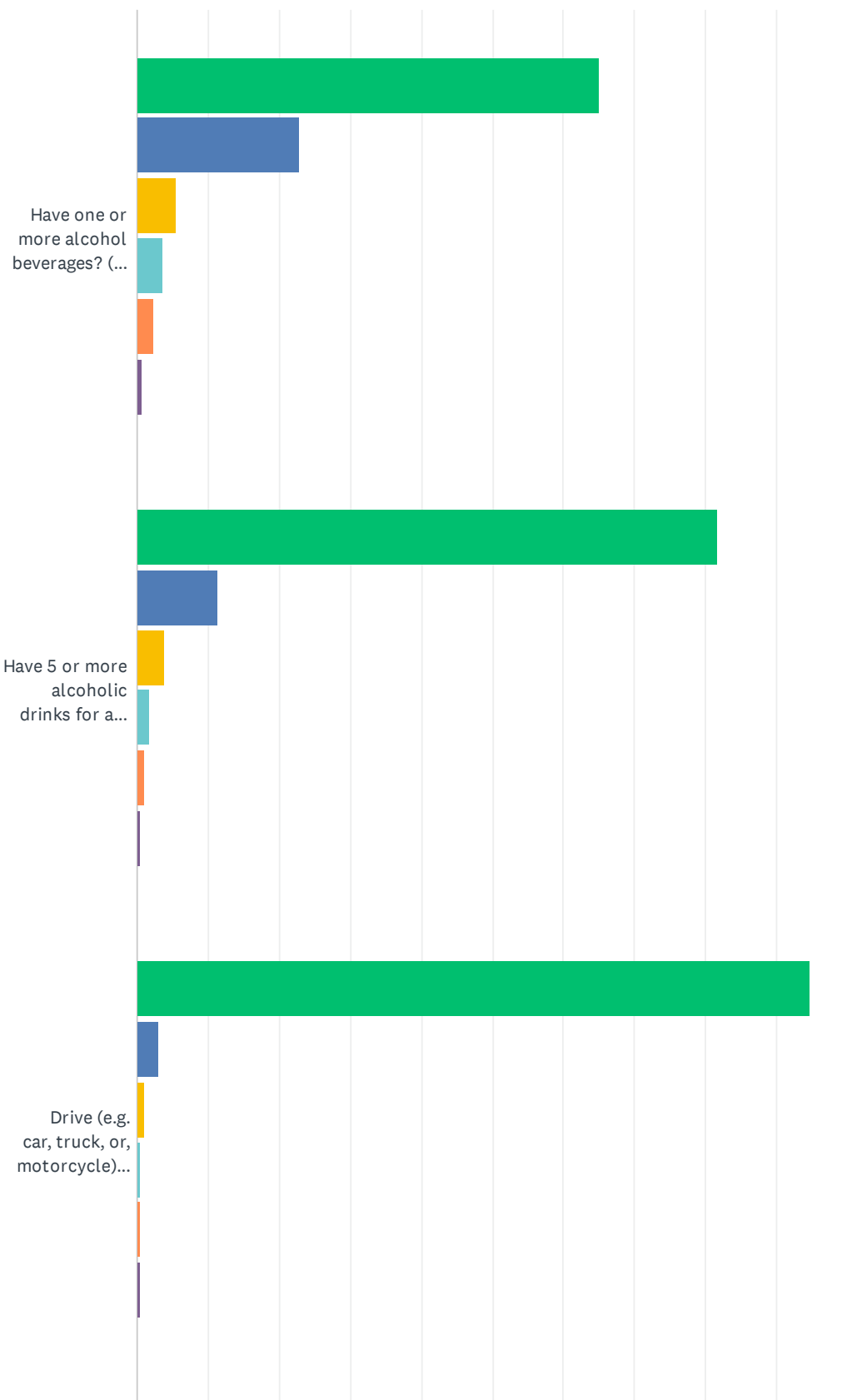
Answered: 1,166 Skipped: 5



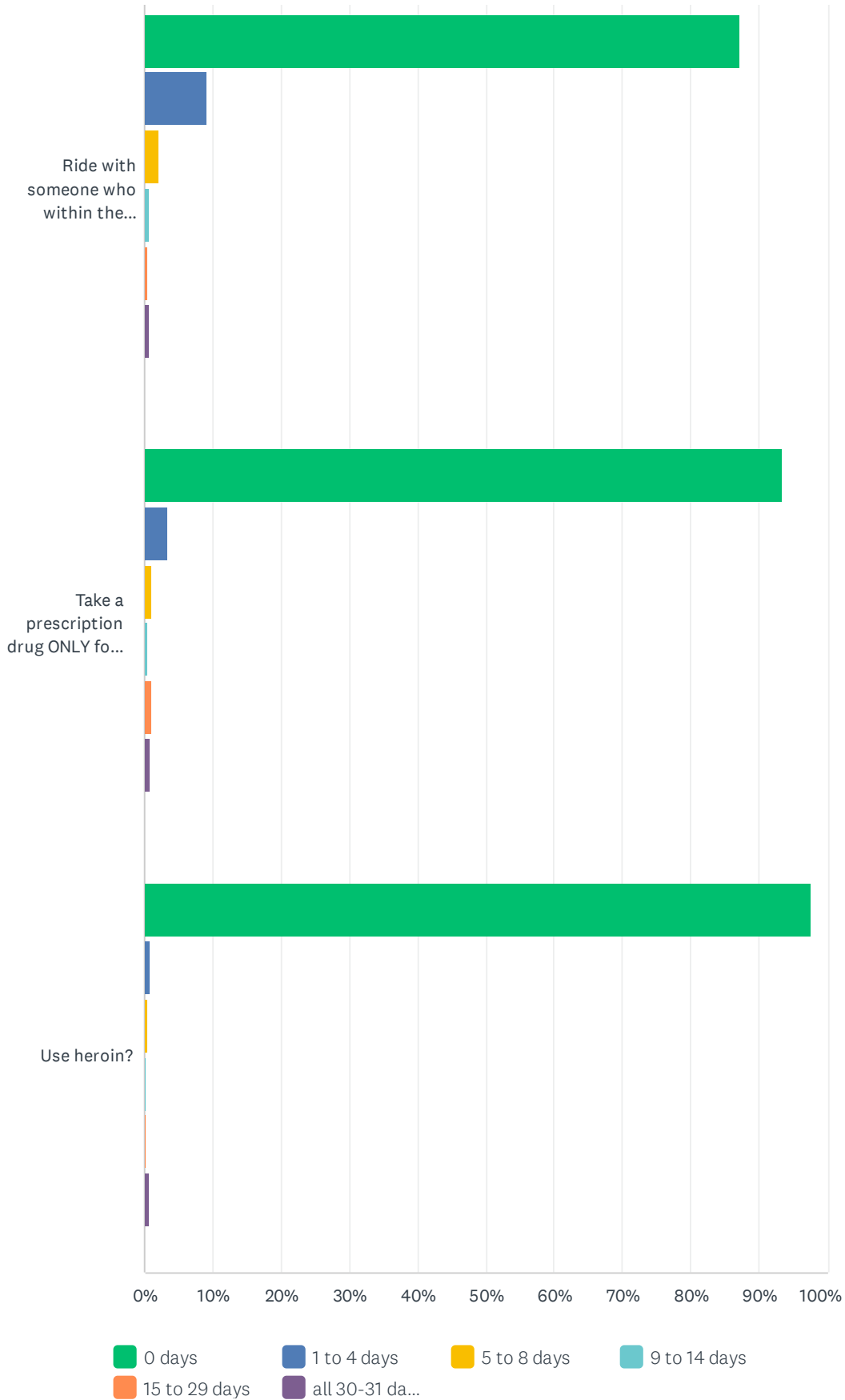
	VERY LIKELY (1)	SOMEWHAT LIKELY (2)	NOT VERY LIKELY (3)	NOT AT ALL LIKELY (4)	TOTAL	WEIGHTED AVERAGE
Someone driving under the influence of alcohol/drugs would be stopped by the police/law enforcement?	30.19% 352	48.28% 563	19.04% 222	2.49% 29	1,166	1.94

### Q8 During the past 30 days, on how many days did you:

Answered: 1,169 Skipped: 2



# Young Adult Survey 2016



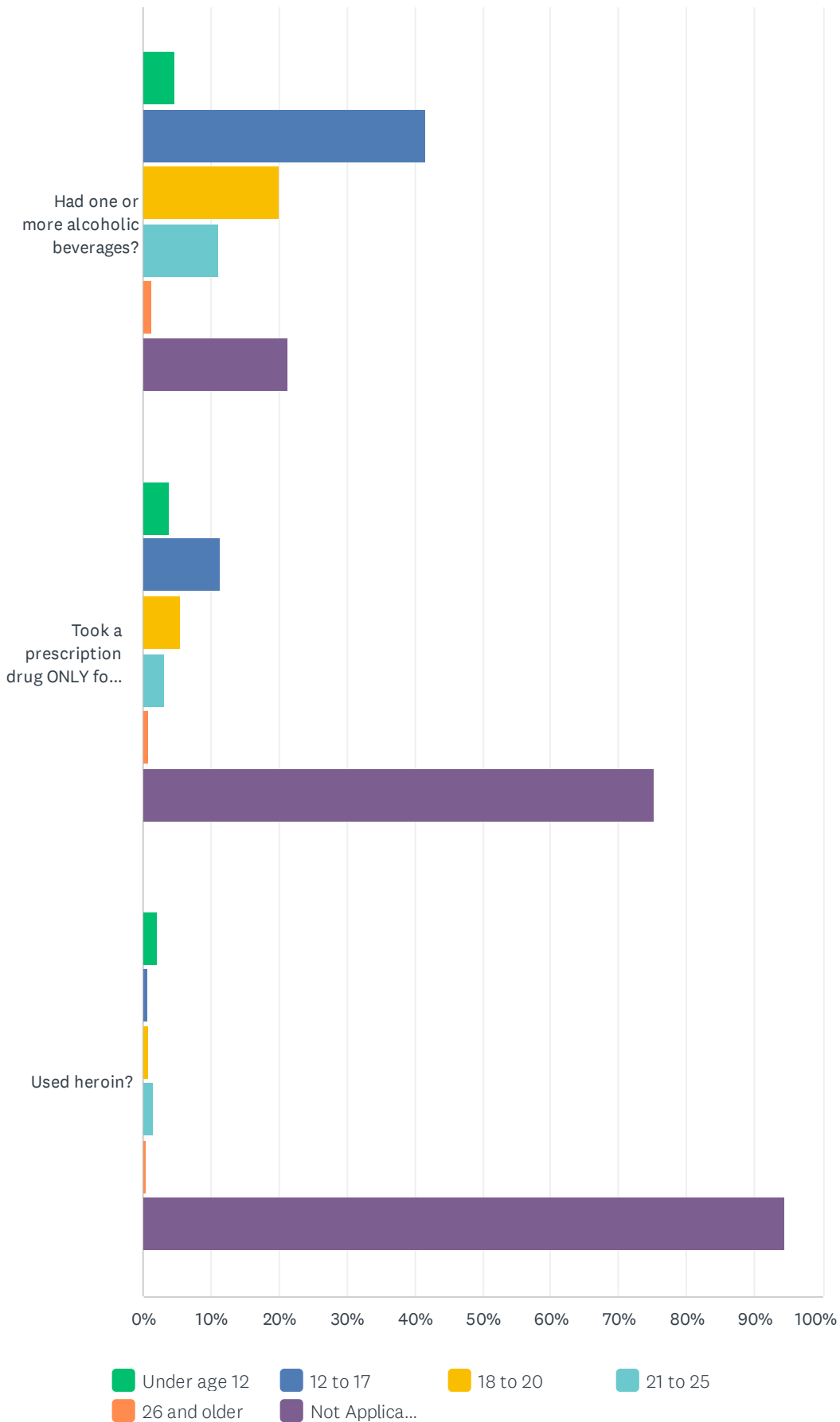
## Young Adult Survey 2016

	<b>0 DAYS</b>	<b>1 TO 4 DAYS</b>	<b>5 TO 8 DAYS</b>	<b>9 TO 14 DAYS</b>	<b>15 TO 29 DAYS</b>	<b>ALL 30-31 DAYS</b>	<b>TOTAL</b>	<b>WEIGHTED AVERAGE</b>
Have one or more alcohol beverages? (1 drink = 12 ounces of beer, 5 ounces of wine, 1.5 ounces of hard liquor)	64.95% 756	22.85% 266	5.58% 65	3.52% 41	2.41% 28	0.69% 8	1,164	1.58
Have 5 or more alcoholic drinks for a male or 4 or more for a female on one occasion?	81.67% 949	11.36% 132	3.79% 44	1.64% 19	1.03% 12	0.52% 6	1,162	1.31
Drive (e.g. car, truck, or, motorcycle) within one to two hours of consuming 5 or more alcoholic drinks if male or 4 or more if female?	94.75% 1,100	2.93% 34	1.12% 13	0.43% 5	0.43% 5	0.34% 4	1,161	1.10
Ride with someone who within the previous one to two hours had 2 or more alcoholic drinks?	87.10% 1,013	9.20% 107	2.06% 24	0.60% 7	0.34% 4	0.69% 8	1,163	1.20
Take a prescription drug ONLY for the experience, feeling it caused, or to get high?	93.44% 1,082	3.37% 39	1.04% 12	0.35% 4	1.04% 12	0.78% 9	1,158	1.15
Use heroin?	97.73% 1,121	0.87% 10	0.44% 5	0.17% 2	0.17% 2	0.61% 7	1,147	1.06

## Q9 How old were you when you first

Answered: 1,166 Skipped: 5

# Young Adult Survey 2016



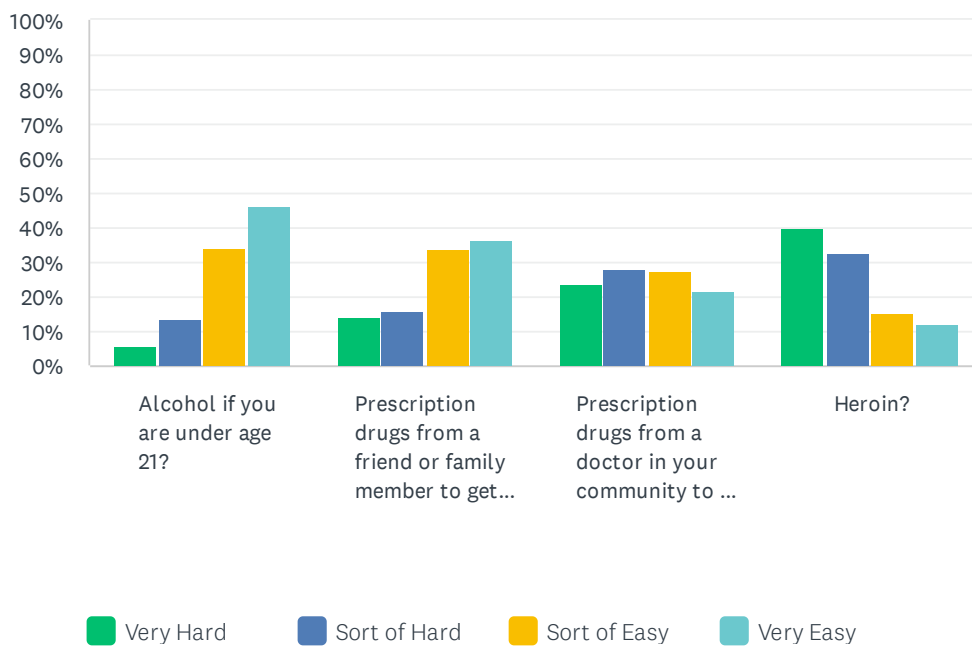
## Young Adult Survey 2016

	UNDER AGE 12	12 TO 17	18 TO 20	21 TO 25	26 AND OLDER	NOT APPLICABLE	TOTAL	WEIGHTED AVERAGE
Had one or more alcoholic beverages?	4.72% 55	41.51% 484	19.98% 233	11.15% 130	1.37% 16	21.27% 248	1,166	3.27
Took a prescription drug ONLY for the experience, feeling they caused or to get high?	3.82% 44	11.27% 130	5.55% 64	3.12% 36	0.95% 11	75.28% 868	1,153	5.12
Used heroin?	2.09% 24	0.70% 8	0.78% 9	1.39% 16	0.52% 6	94.51% 1,084	1,147	5.81



## Q10 How hard is it to get the following substances in your community?

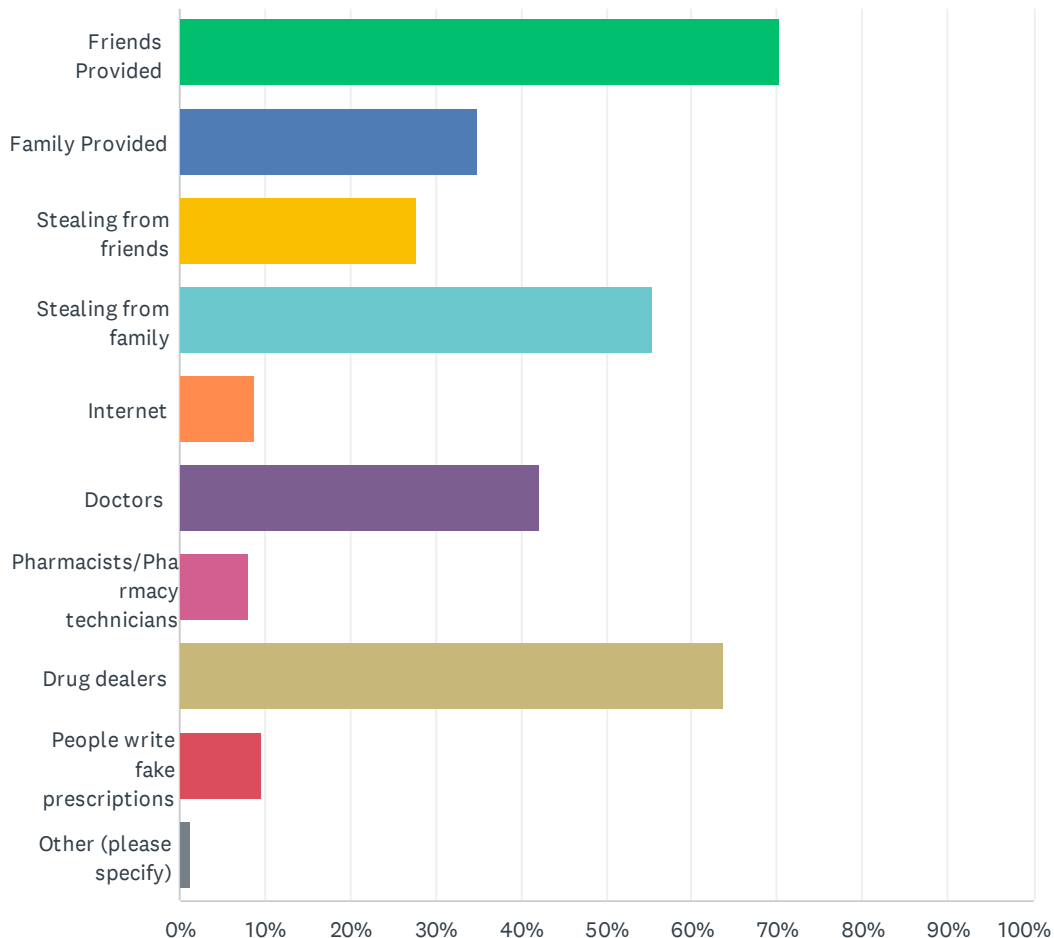
Answered: 1,163 Skipped: 8



	VERY HARD	SORT OF HARD	SORT OF EASY	VERY EASY	TOTAL	WEIGHTED AVERAGE
Alcohol if you are under age 21?	6.03% 70	13.70% 159	34.19% 397	46.08% 535	1,161	3.20
Prescription drugs from a friend or family member to get high?	13.95% 160	15.69% 180	33.91% 389	36.44% 418	1,147	2.93
Prescription drugs from a doctor in your community to get high?	23.46% 270	27.80% 320	27.28% 314	21.46% 247	1,151	2.47
Heroin?	39.89% 446	32.65% 365	15.21% 170	12.25% 137	1,118	2.00

### Q11 In your opinion, how do people get prescription drugs to get high? (Please select the top 3)

Answered: 1,164 Skipped: 7

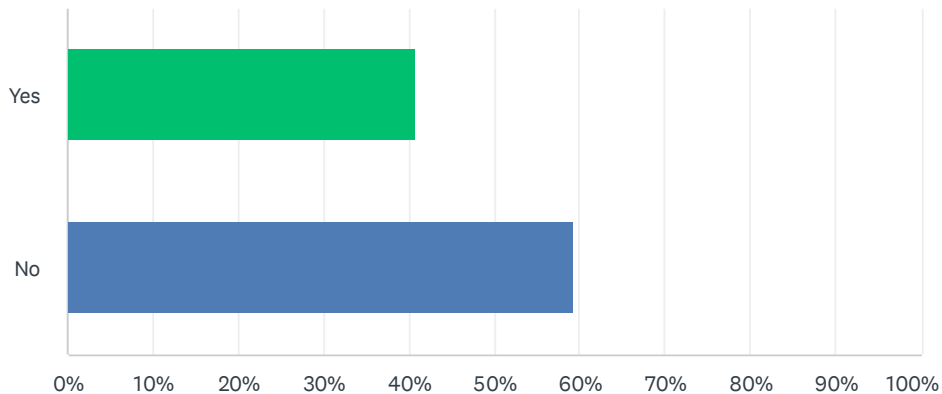


## Young Adult Survey 2016

ANSWER CHOICES	RESPONSES	
Friends Provided	70.27%	818
Family Provided	35.05%	408
Stealing from friends	27.75%	323
Stealing from family	55.50%	646
Internet	8.76%	102
Doctors	42.27%	492
Pharmacists/Pharmacy technicians	8.08%	94
Drug dealers	63.66%	741
People write fake prescriptions	9.62%	112
Other (please specify)	1.29%	15
<b>Total Respondents: 1,164</b>		

### Q12 Within the past 12 months have you seen or heard any information regarding safe storage of prescription drugs?

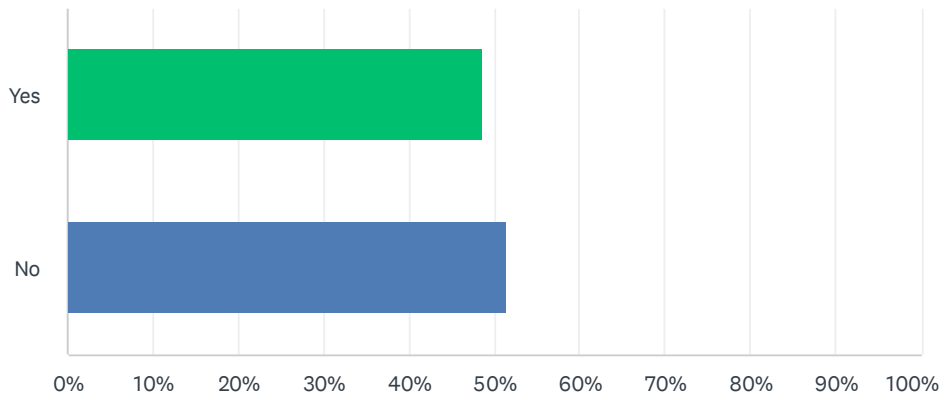
Answered: 1,159 Skipped: 12



ANSWER CHOICES	RESPONSES	
Yes	40.64%	471
No	59.36%	688
TOTAL		1,159

### Q13 Within the past 12 months have you seen or heard any information regarding safe disposal of prescription drugs?

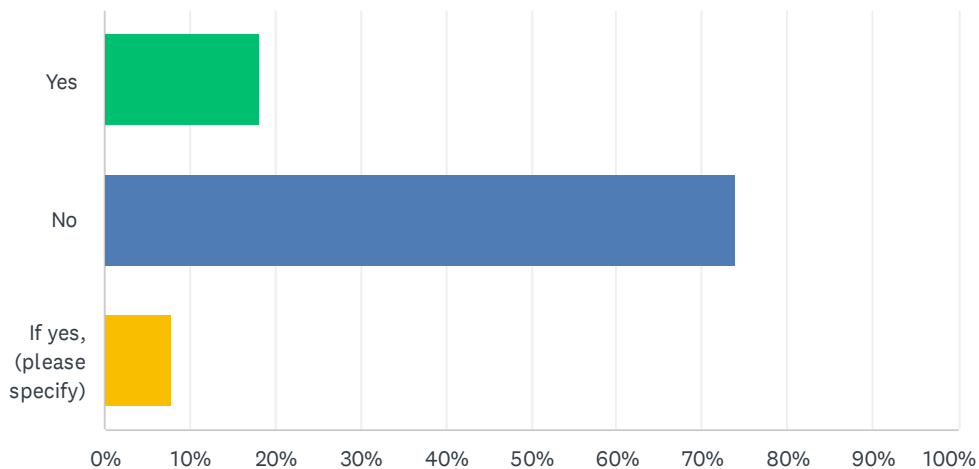
Answered: 1,163 Skipped: 8



ANSWER CHOICES	RESPONSES	
Yes	48.67%	566
No	51.33%	597
TOTAL		1,163

# Q14 Are you aware of any prescription drug misuse prevention strategies in your community?

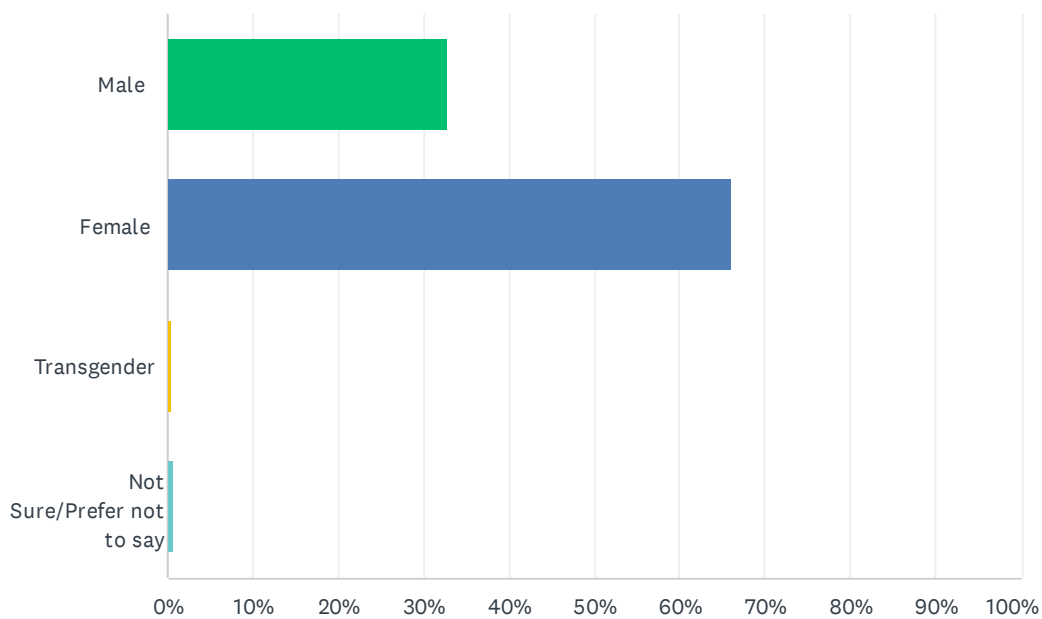
Answered: 1,163 Skipped: 8



ANSWER CHOICES	RESPONSES	
Yes	18.14%	211
No	74.03%	861
If yes, (please specify)	7.82%	91
<b>TOTAL</b>		<b>1,163</b>

## Q15 What is your gender?

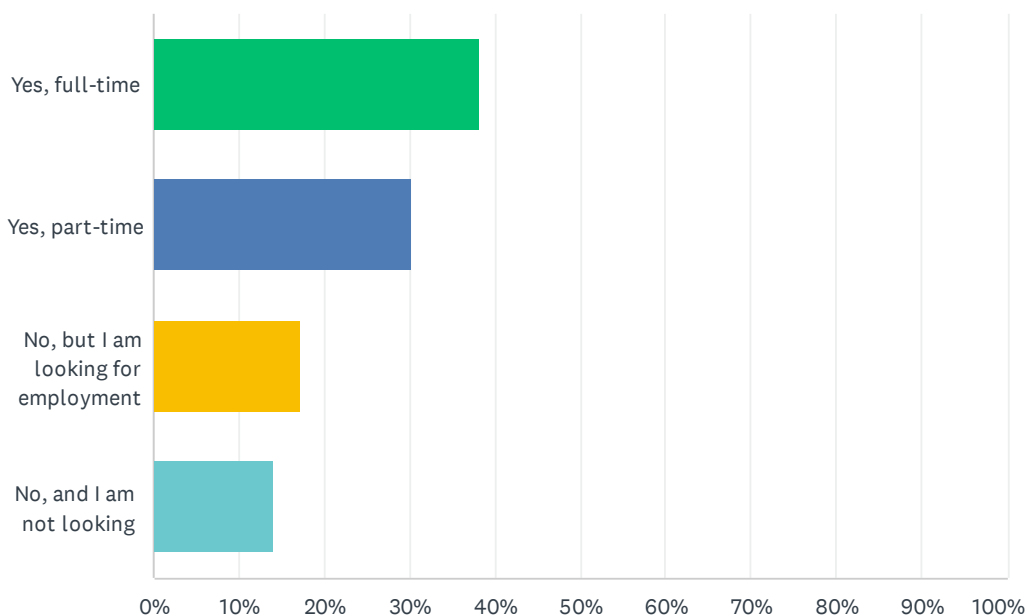
Answered: 1,163 Skipped: 8



ANSWER CHOICES	RESPONSES	
Male	32.93%	383
Female	66.04%	768
Transgender	0.34%	4
Not Sure/Prefer not to say	0.69%	8
<b>TOTAL</b>		<b>1,163</b>

## Q16 Are you currently employed?

Answered: 1,164 Skipped: 7

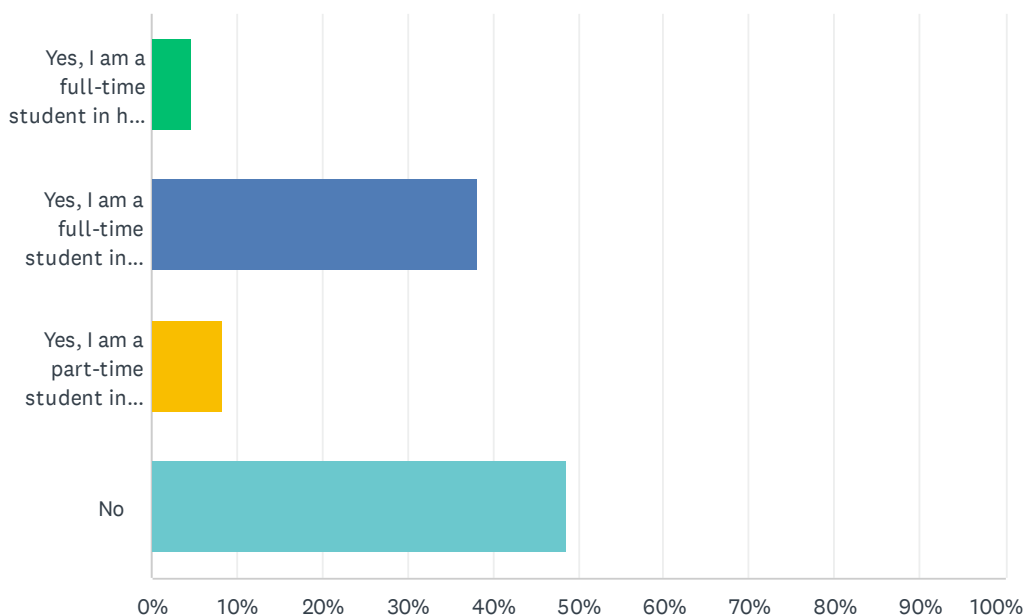


ANSWER CHOICES	RESPONSES	
Yes, full-time	38.23%	445
Yes, part-time	30.33%	353
No, but I am looking for employment	17.35%	202
No, and I am not looking	14.09%	164
<b>TOTAL</b>		<b>1,164</b>



## Q17 Are you currently attending school?

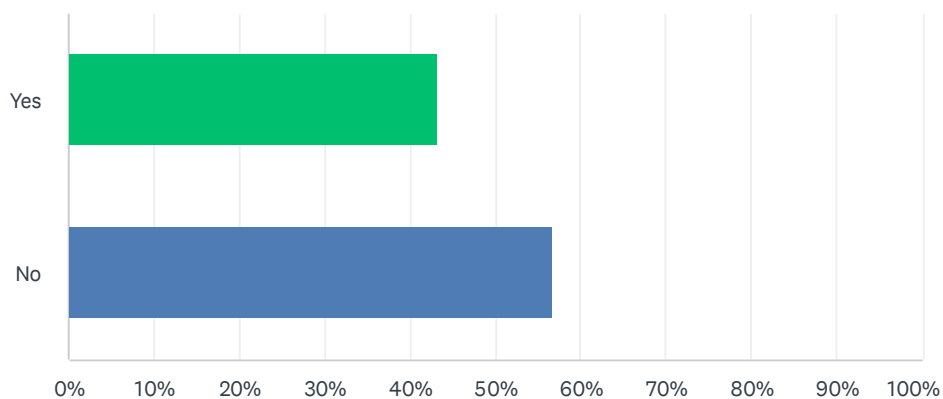
Answered: 1,168 Skipped: 3



ANSWER CHOICES	RESPONSES	
Yes, I am a full-time student in high school	4.79%	56
Yes, I am a full-time student in college	38.18%	446
Yes, I am a part-time student in college	8.30%	97
No	48.72%	569
<b>TOTAL</b>		<b>1,168</b>

## Q18 Does your family have a history of substance abuse?

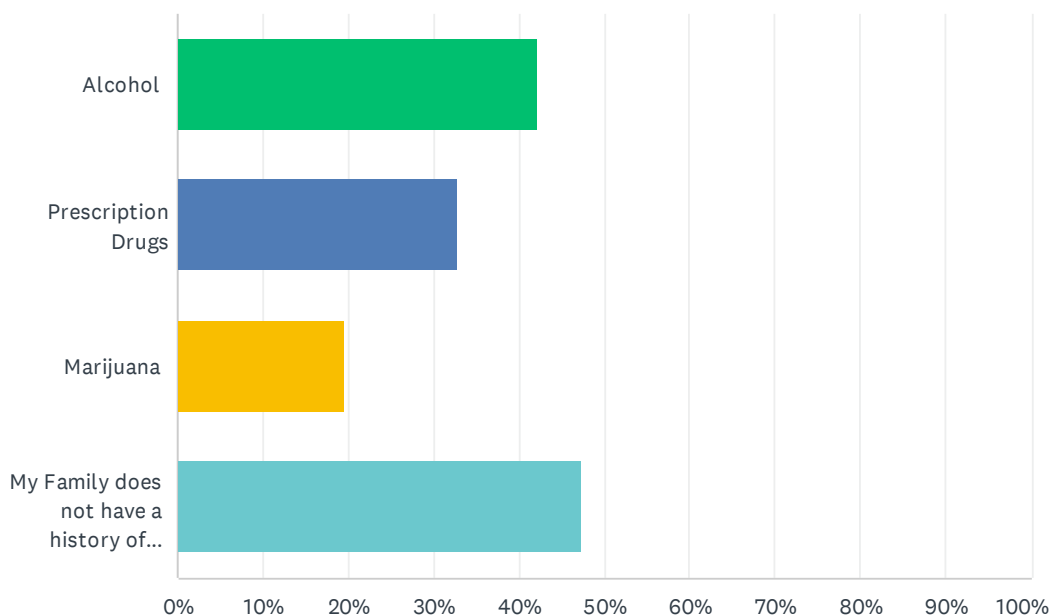
Answered: 1,122 Skipped: 49



ANSWER CHOICES	RESPONSES	
Yes	43.32%	486
No	56.68%	636
TOTAL		1,122

### Q19 If yes, please check which substance was abused

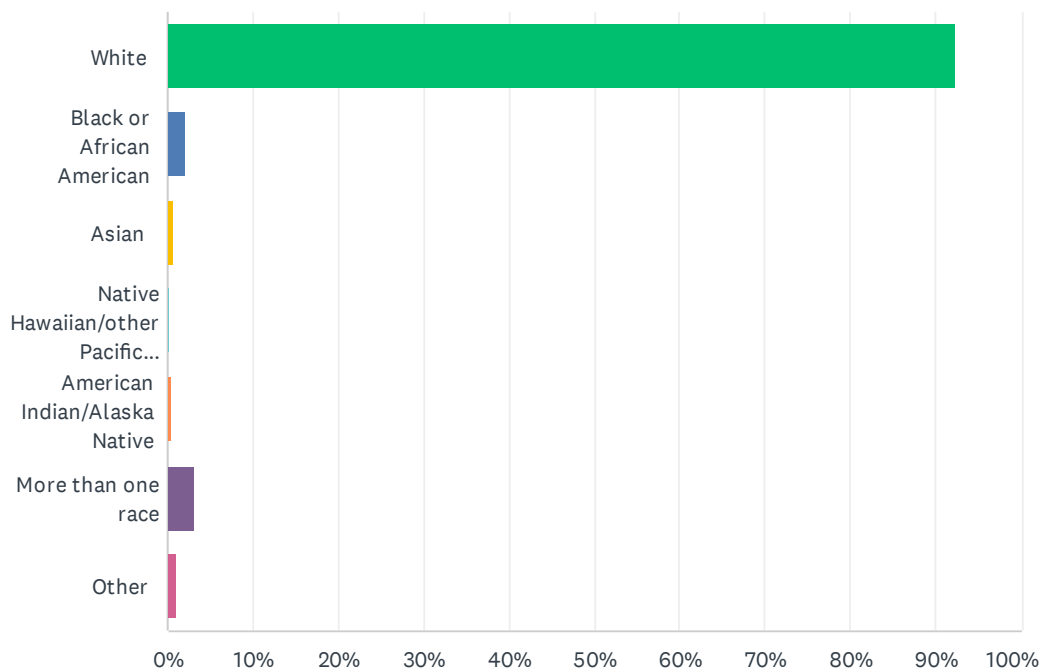
Answered: 943 Skipped: 228



ANSWER CHOICES	RESPONSES	
Alcohol	42.31%	399
Prescription Drugs	32.87%	310
Marijuana	19.62%	185
My Family does not have a history of substance abuse	47.30%	446
Total Respondents: 943		

## Q20 What is your race?

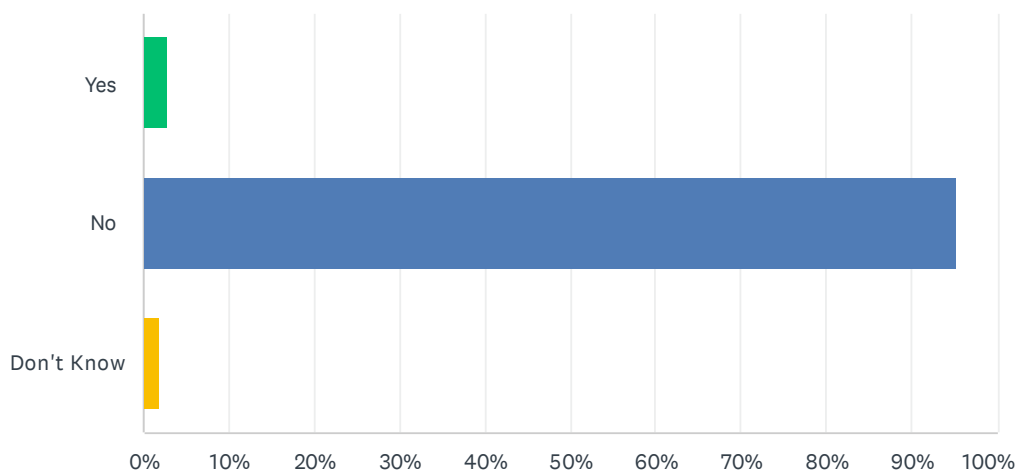
Answered: 1,159 Skipped: 12



ANSWER CHOICES	RESPONSES	
White	92.41%	1,071
Black or African American	2.16%	25
Asian	0.69%	8
Native Hawaiian/other Pacific Islander	0.17%	2
American Indian/Alaska Native	0.35%	4
More than one race	3.11%	36
Other	1.12%	13
<b>TOTAL</b>		<b>1,159</b>

## Q21 Are you Hispanic or Latino?

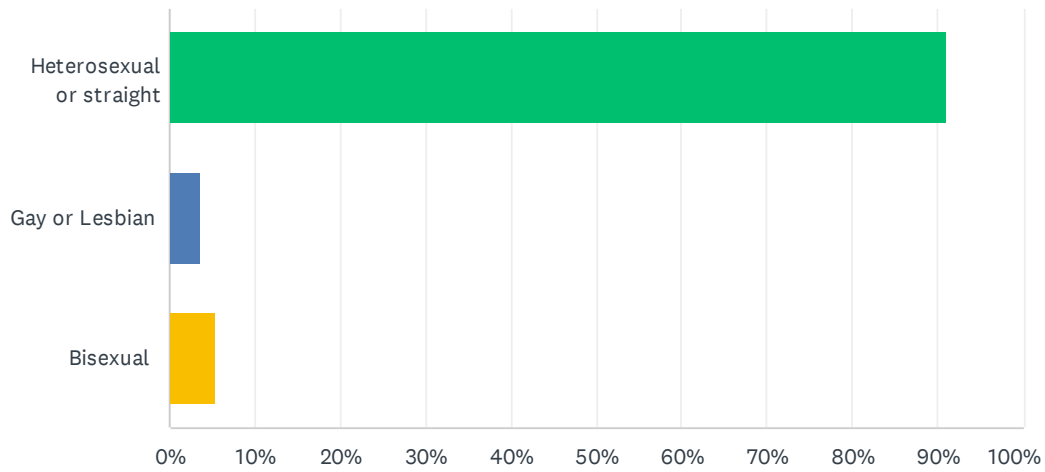
Answered: 1,163 Skipped: 8



ANSWER CHOICES	RESPONSES	
Yes	2.75%	32
No	95.27%	1,108
Don't Know	1.98%	23
<b>TOTAL</b>		<b>1,163</b>

## Q22 Which of the following do you consider yourself to be?

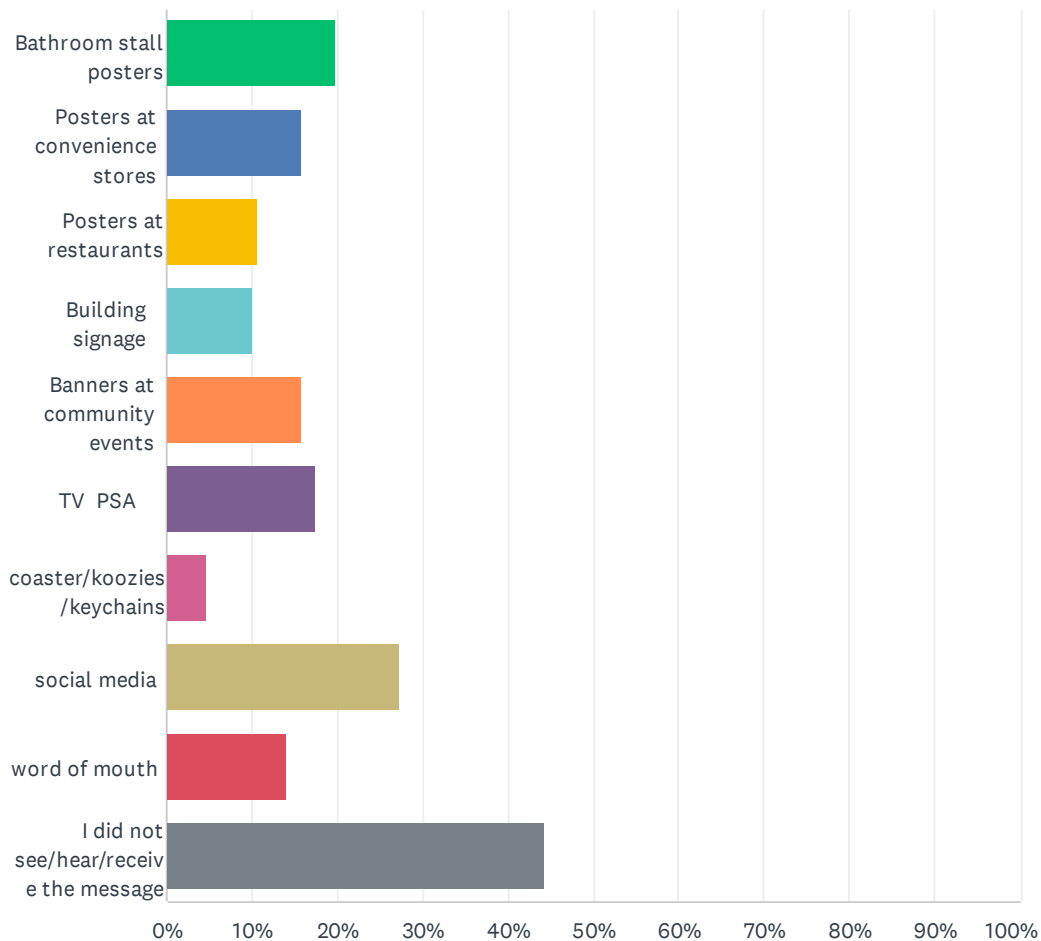
Answered: 1,163 Skipped: 8



ANSWER CHOICES	RESPONSES	
Heterosexual or straight	91.14%	1,060
Gay or Lesbian	3.53%	41
Bisexual	5.33%	62
TOTAL		1,163

Q23 Did you see/hear/receive the message regarding health risks to "Keep the Party Alive, Don't Drink and Drive?" If yes, please choose how you saw/heard/ received the message. (Choose all that apply)

Answered: 349 Skipped: 822



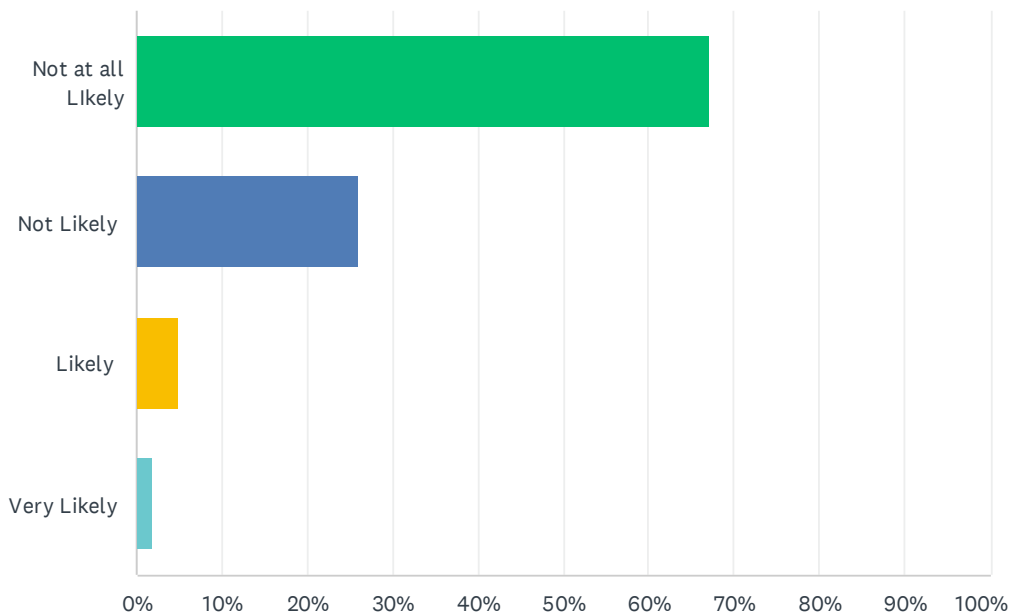
## Young Adult Survey 2016

ANSWER CHOICES	RESPONSES	
Bathroom stall posters	19.77%	69
Posters at convenience stores	15.76%	55
Posters at restaurants	10.60%	37
Building signage	10.03%	35
Banners at community events	15.76%	55
TV PSA	17.48%	61
coaster/koozies/keychains	4.58%	16
social media	27.22%	95
word of mouth	14.04%	49
I did not see/hear/receive the message	44.41%	155
Total Respondents: 349		



## Q24 How likely are you to drink & drive after seeing/hearing/receiving the message "Keep the Party Alive, Don't Drink & Drive?"

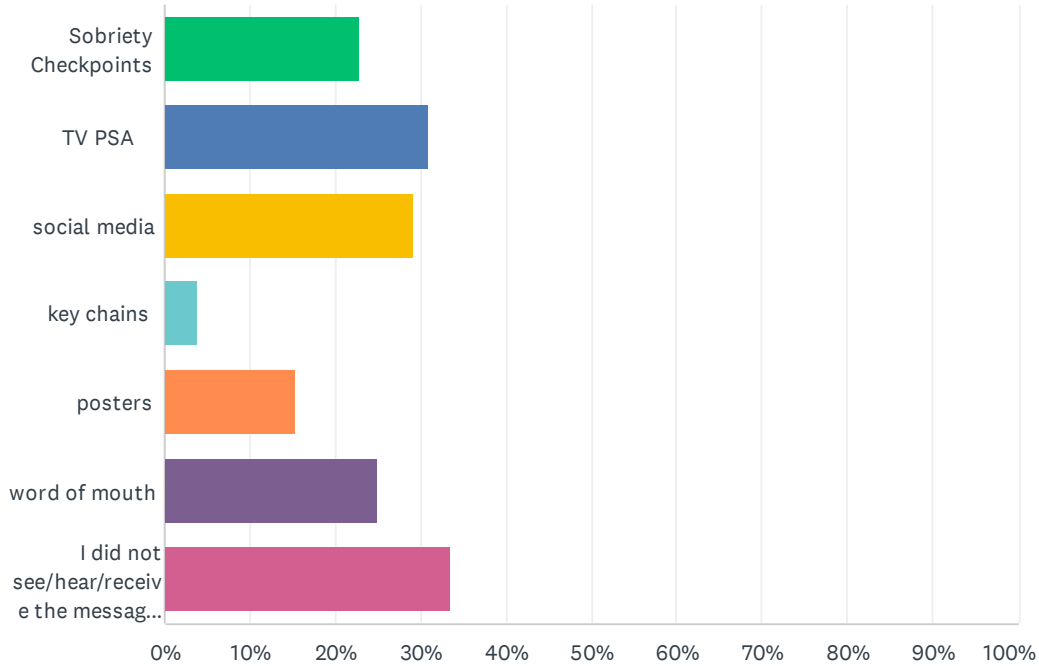
Answered: 353 Skipped: 818



ANSWER CHOICES	RESPONSES
Not at all Likely	67.14% 237
Not Likely	26.06% 92
Likely	4.82% 17
Very Likely	1.98% 7
<b>TOTAL</b>	<b>353</b>

Q25 Did you see/hear/receive the message regarding law enforcement efforts to catch alcohol-impaired drivers? If yes, please choose how you saw/heard/received the message (choose all that apply)

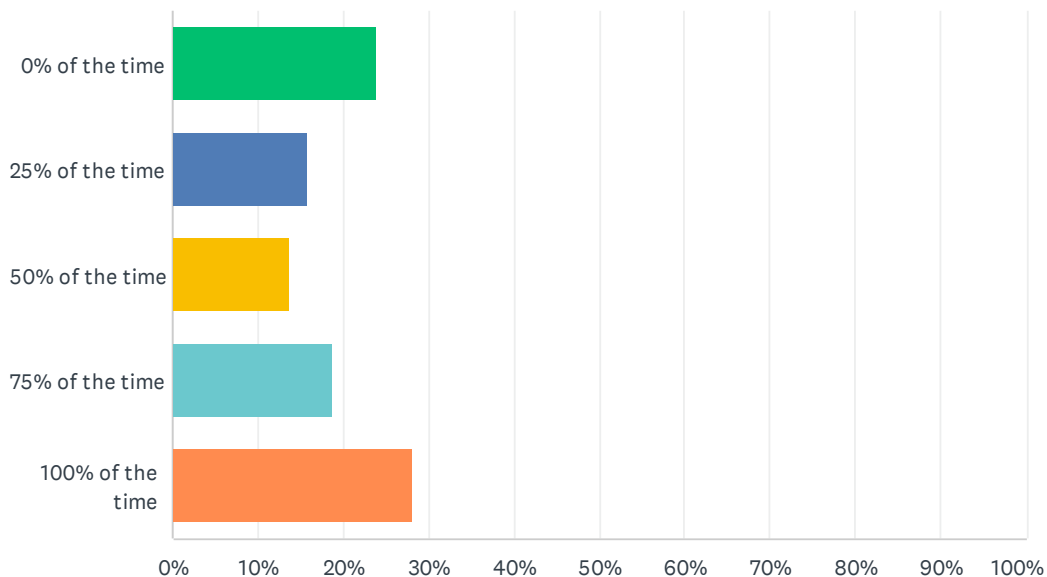
Answered: 356 Skipped: 815



ANSWER CHOICES	RESPONSES	
Sobriety Checkpoints	22.75%	81
TV PSA	30.90%	110
social media	29.21%	104
key chains	3.93%	14
posters	15.45%	55
word of mouth	25.00%	89
I did not see/hear/receive the message regarding law enforcement efforts	33.43%	119
Total Respondents: 356		

## Q26 When you "party"/socialize or get together with your friends, how often do you NOT drink alcohol

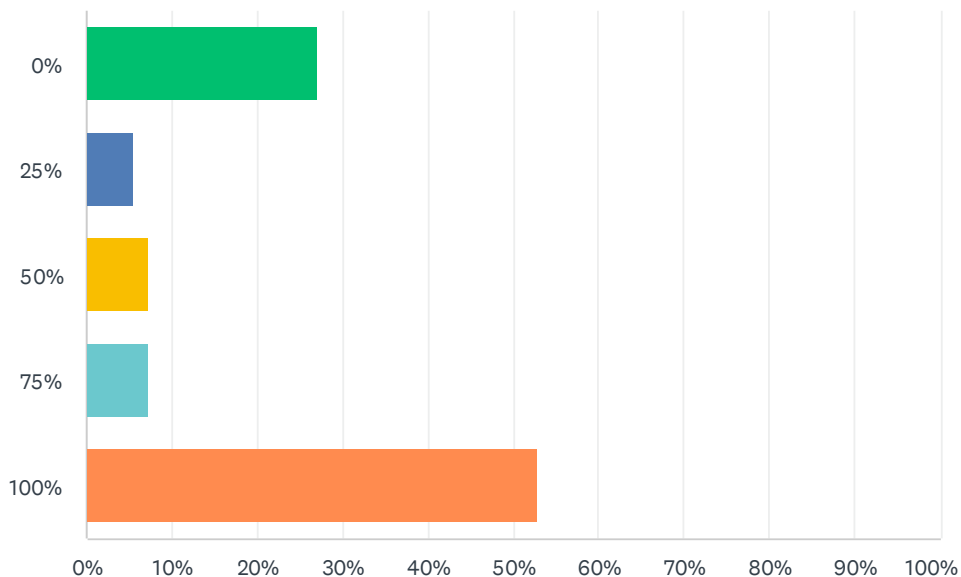
Answered: 353 Skipped: 818



ANSWER CHOICES	RESPONSES	
0% of the time	23.80%	84
25% of the time	15.86%	56
50% of the time	13.60%	48
75% of the time	18.70%	66
100% of the time	28.05%	99
<b>TOTAL</b>		<b>353</b>

### Q27 During the last year, if you "partied"/socialized, how often did you use a designated driver?

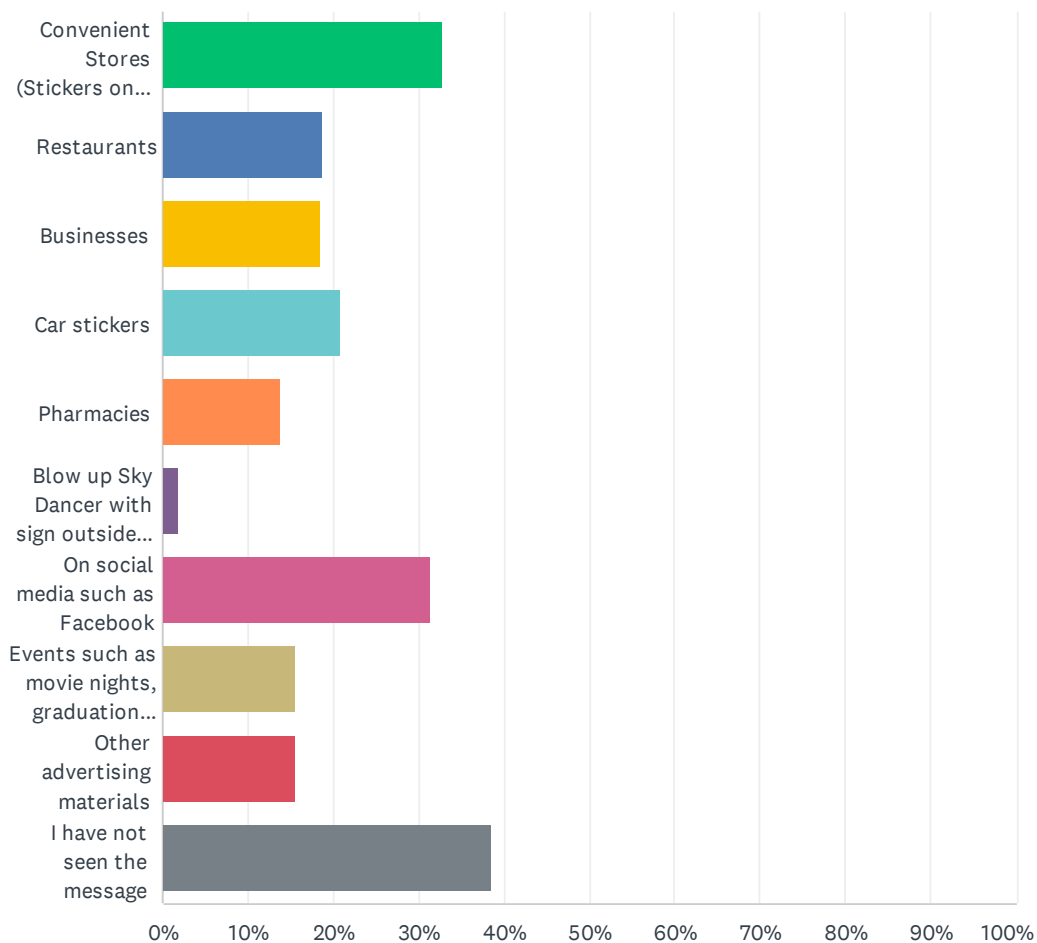
Answered: 344 Skipped: 827



ANSWER CHOICES	RESPONSES	
0%	27.03%	93
25%	5.52%	19
50%	7.27%	25
75%	7.27%	25
100%	52.91%	182
<b>TOTAL</b>		<b>344</b>

# Q28 Southwest Virginia has initiated an environmental norms campaign to reduce substance abuse among underage youth. Please identify where you have seen our message

Answered: 741 Skipped: 430



## Young Adult Survey 2016

ANSWER CHOICES	RESPONSES	
Convenient Stores (Stickers on door and coolers)	32.79%	243
Restaurants	18.76%	139
Businesses	18.49%	137
Car stickers	20.92%	155
Pharmacies	13.90%	103
Blow up Sky Dancer with sign outside of stores, organizations or business	1.89%	14
On social media such as Facebook	31.31%	232
Events such as movie nights, graduation parties or other community events	15.52%	115
Other advertising materials	15.52%	115
I have not seen the message	38.60%	286
Total Respondents: 741		