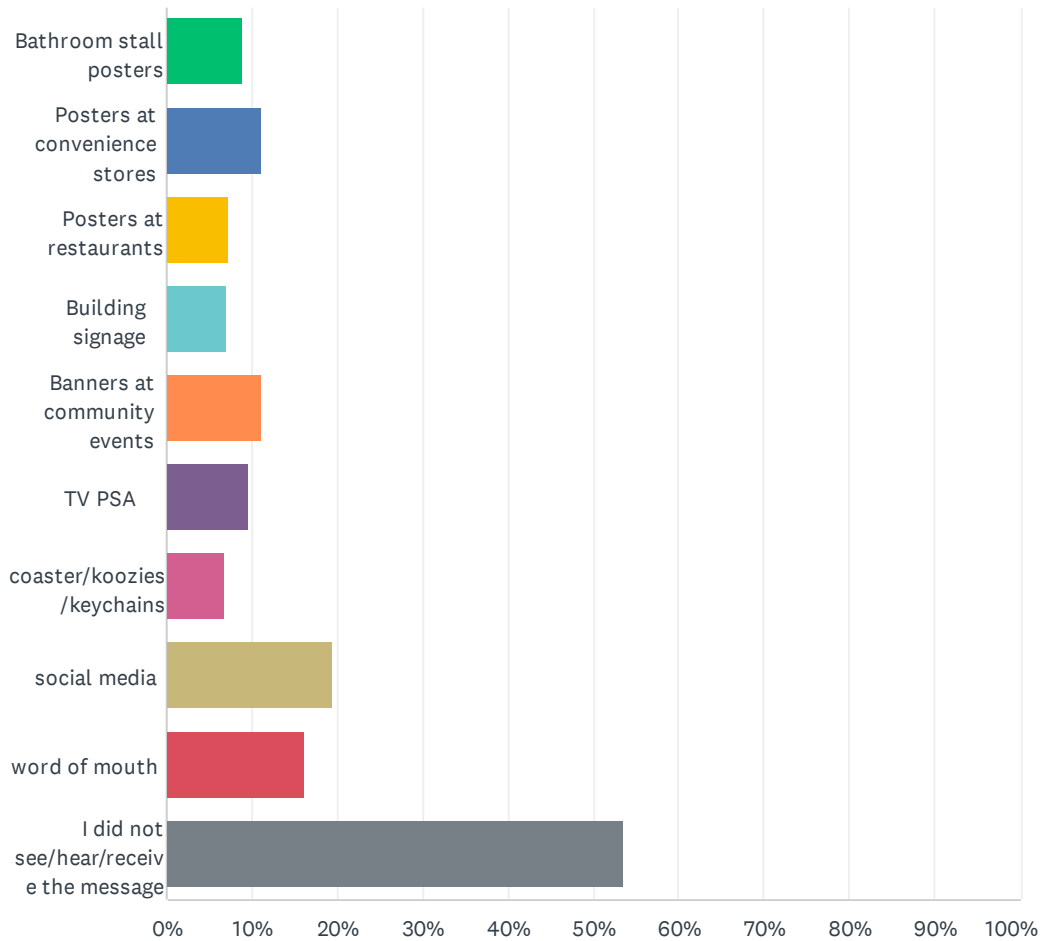


### Q1 Did you see/hear/receive the message regarding health risks to "Keep the Party Alive, Don't Drink and Drive?" If yes, please choose how to saw/heard/received the message. (Choose all that apply)

Answered: 730 Skipped: 18

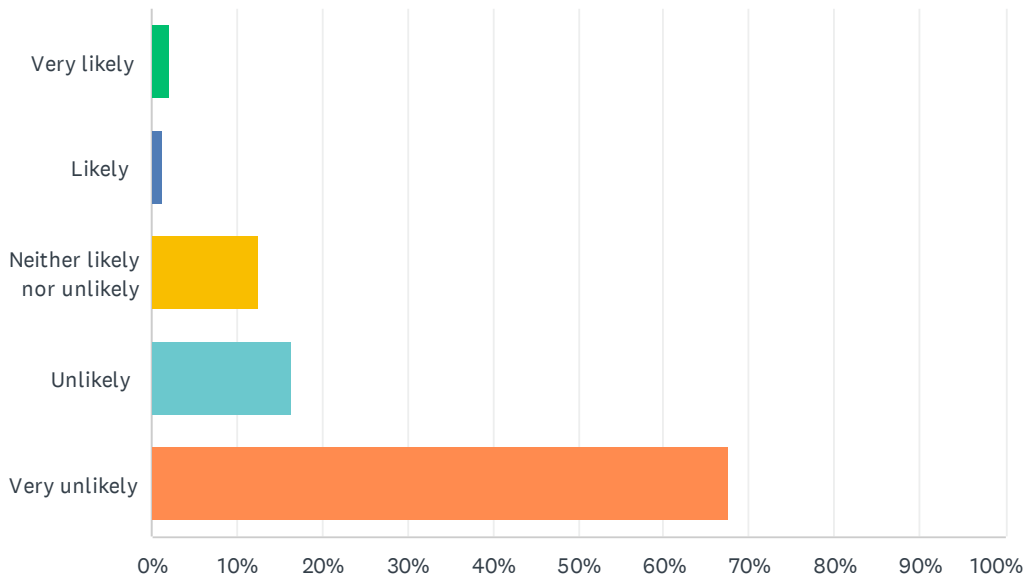


The Appalachian Substance Abuse Coalition for Prevention Treatment and Recovery VAPFS Young Adult Survey 2018

ANSWER CHOICES	RESPONSES	
Bathroom stall posters	8.90%	65
Posters at convenience stores	11.10%	81
Posters at restaurants	7.26%	53
Building signage	6.99%	51
Banners at community events	11.10%	81
TV PSA	9.59%	70
coaster/koozies/keychains	6.85%	50
social media	19.32%	141
word of mouth	16.30%	119
I did not see/hear/receive the message	53.42%	390
Total Respondents: 730		

## Q2 How likely are you to drink & drive after seeing/hearing/receiving the message "Keep the Party Alive, Don't Drink and Drive"?

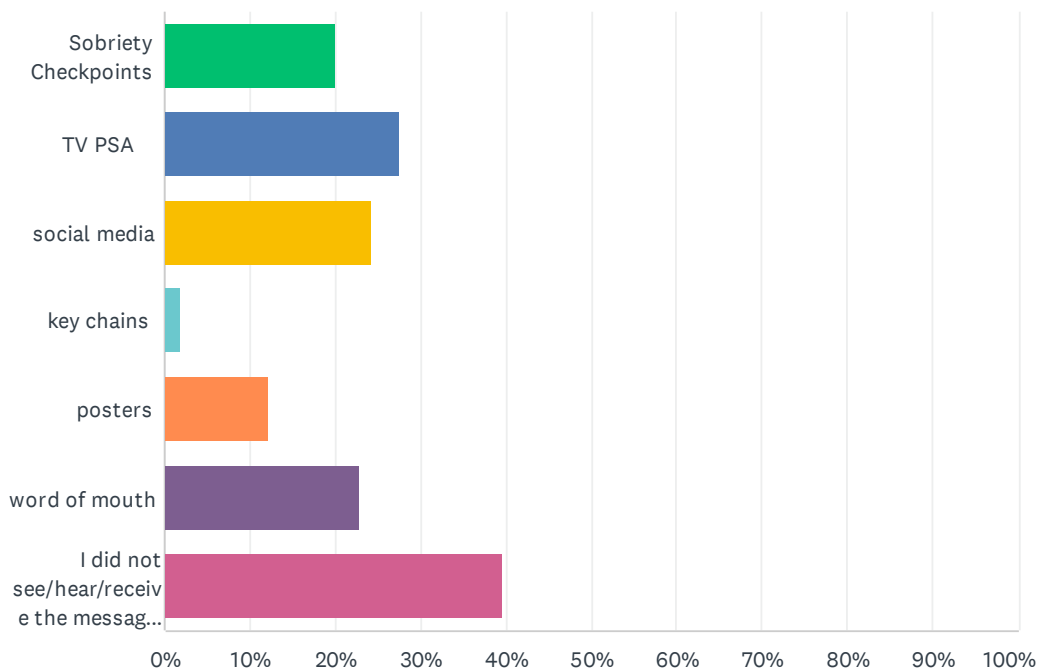
Answered: 696 Skipped: 52



ANSWER CHOICES	RESPONSES	
Very likely	2.16%	15
Likely	1.29%	9
Neither likely nor unlikely	12.50%	87
Unlikely	16.52%	115
Very unlikely	67.53%	470
<b>TOTAL</b>		<b>696</b>

### Q3 Did you see/hear/receive the message regarding law enforcement efforts to catch alcohol-impaired drivers? If yes, please choose how you saw/heard/receive the message (choose all that supply)

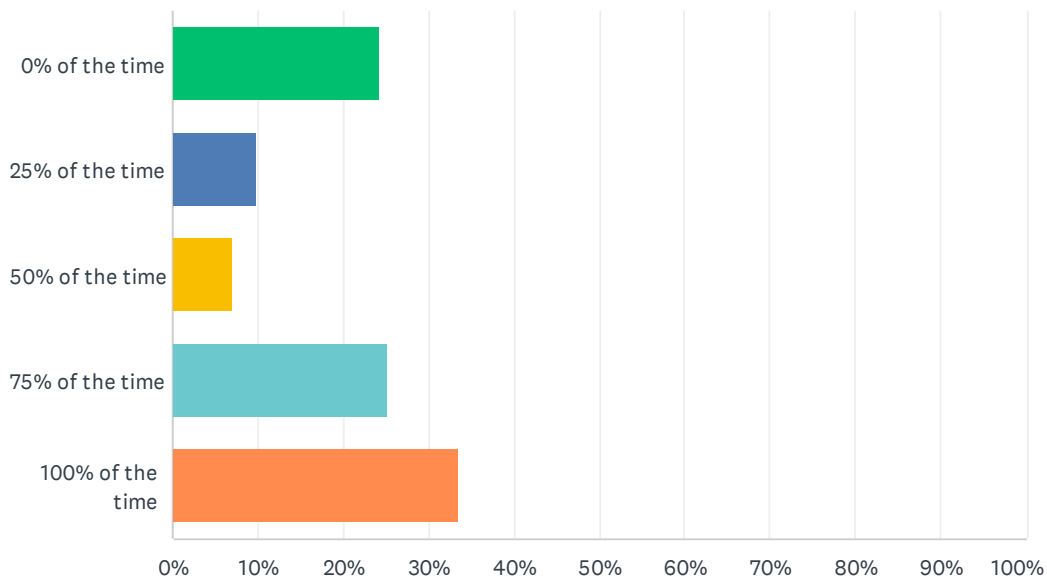
Answered: 702 Skipped: 46



ANSWER CHOICES	RESPONSES	
Sobriety Checkpoints	20.09%	141
TV PSA	27.49%	193
social media	24.22%	170
key chains	1.99%	14
posters	12.11%	85
word of mouth	22.79%	160
I did not see/hear/receive the message regarding law enforcement efforts	39.60%	278
Total Respondents: 702		

## Q4 When you "party"/ socialize or get together with your friends, how often do you NOT drink alcohol?

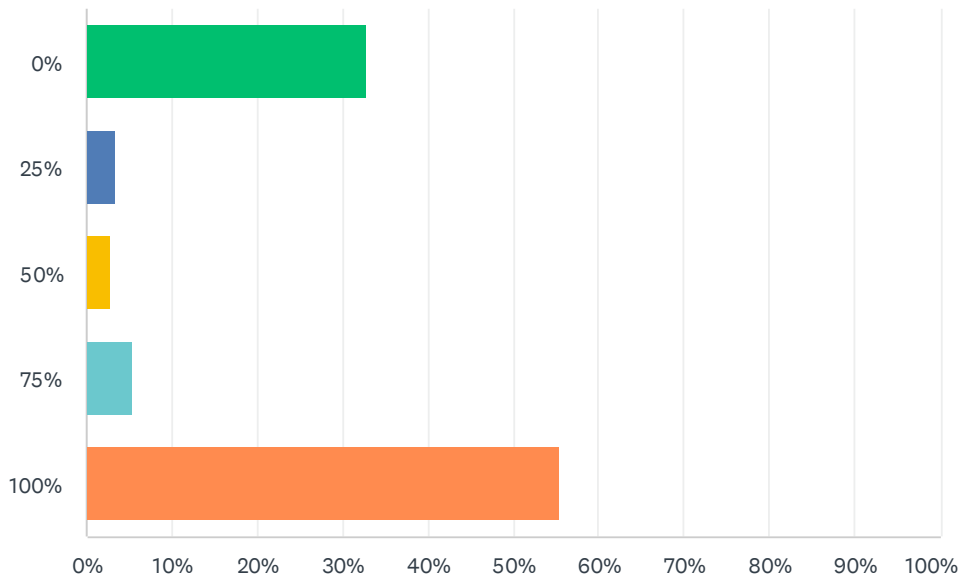
Answered: 701 Skipped: 47



ANSWER CHOICES	RESPONSES	
0% of the time	24.39%	171
25% of the time	9.84%	69
50% of the time	7.13%	50
75% of the time	25.25%	177
100% of the time	33.38%	234
<b>TOTAL</b>		<b>701</b>

### Q5 During the last year, if you "partied"/"socialized", how often did you use a designated driver?

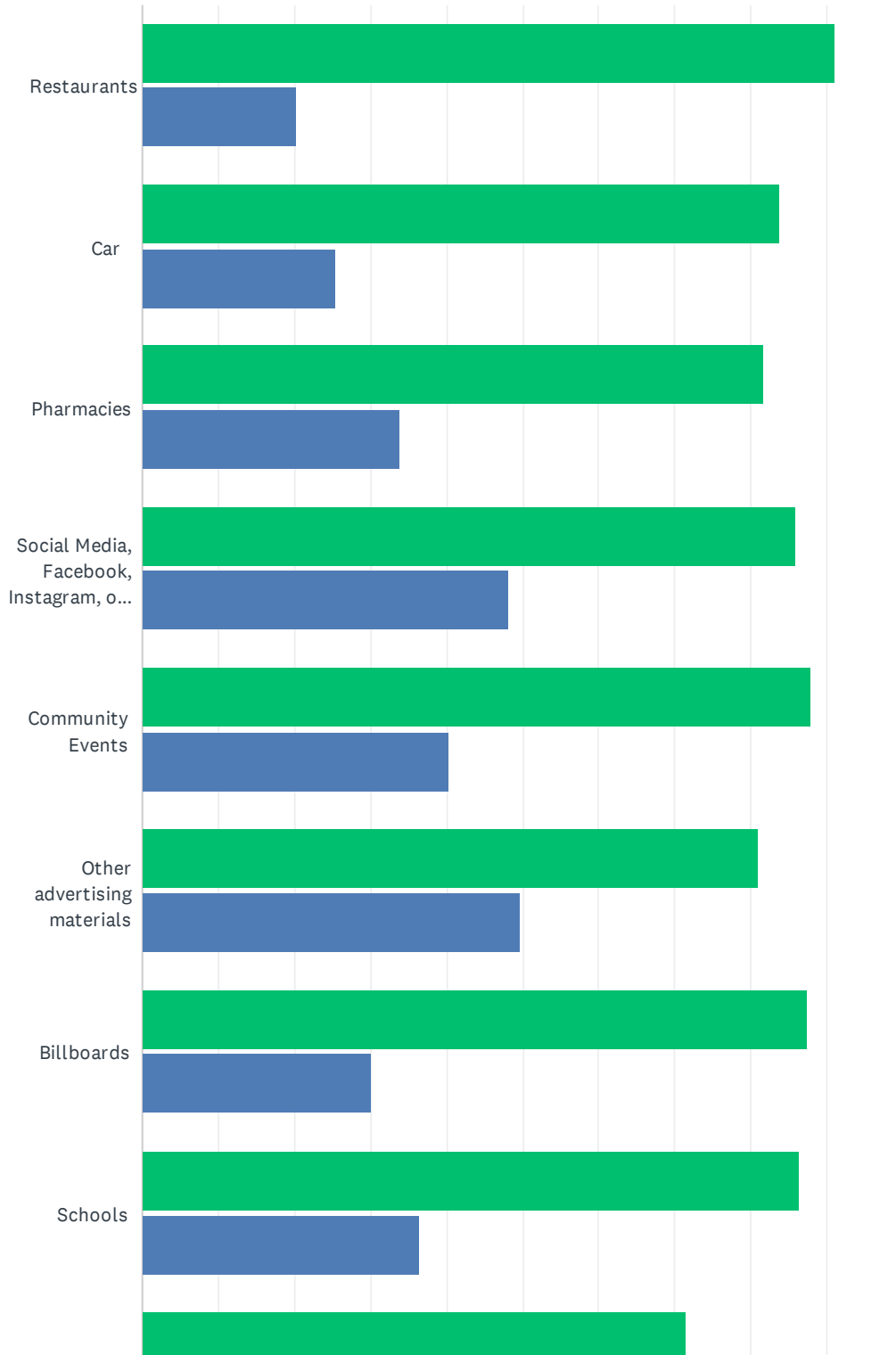
Answered: 629 Skipped: 119



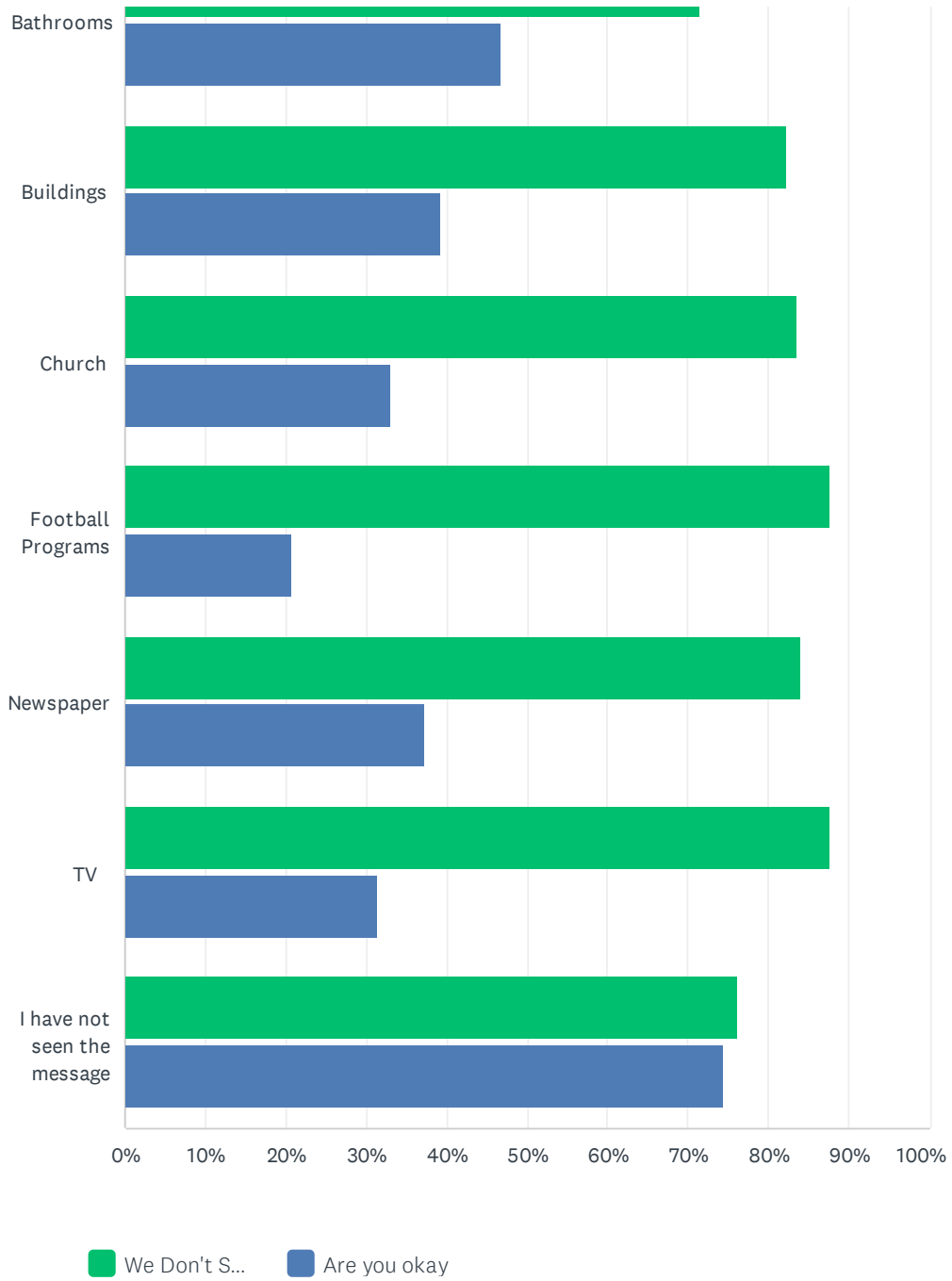
ANSWER CHOICES	RESPONSES	
0%	32.91%	207
25%	3.50%	22
50%	2.86%	18
75%	5.25%	33
100%	55.48%	349
<b>TOTAL</b>		<b>629</b>

Q6 Southwest Virginia has initiated an environmental norms campaign to reduce substance abuse among underage youth and bring awareness to regional suicide prevention resources. Please check where you have seen our messages.

Answered: 646 Skipped: 102



The Appalachian Substance Abuse Coalition for Prevention Treatment and Recovery VAPFS Young Adult Survey 2018



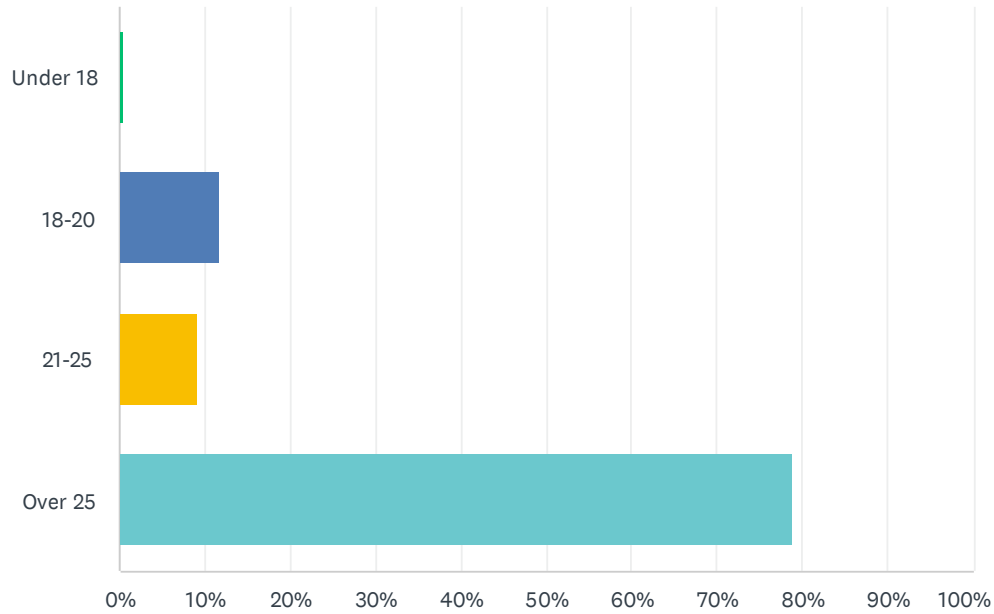


The Appalachian Substance Abuse Coalition for Prevention Treatment and Recovery VAPFS Young Adult Survey 2018

	WE DON'T SUPPORT UNDERAGE USE	ARE YOU OKAY	TOTAL RESPONDENTS
Restaurants	91.03% 264	20.34% 59	290
Car	83.73% 139	25.30% 42	166
Pharmacies	81.59% 164	33.83% 68	201
Social Media, Facebook, Instagram, or Twitter	85.91% 250	48.11% 140	291
Community Events	87.82% 209	40.34% 96	238
Other advertising materials	81.01% 145	49.72% 89	179
Billboards	87.37% 166	30.00% 57	190
Schools	86.45% 185	36.45% 78	214
Bathrooms	71.43% 110	46.75% 72	154
Buildings	82.21% 134	39.26% 64	163
Church	83.49% 91	33.03% 36	109
Football Programs	87.74% 93	20.75% 22	106
Newspaper	83.97% 110	37.40% 49	131
TV	87.73% 143	31.29% 51	163
I have not seen the message	76.03% 184	74.38% 180	242

## Q7 How old are you?

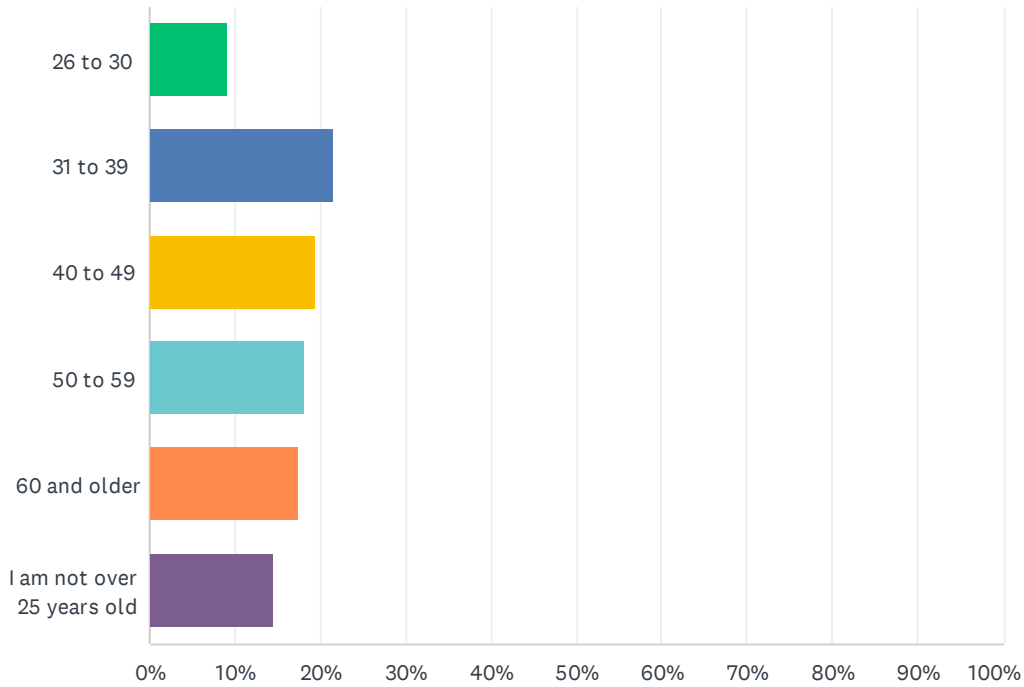
Answered: 712 Skipped: 36



ANSWER CHOICES	RESPONSES
Under 18	0.42% 3
18-20	11.66% 83
21-25	9.13% 65
Over 25	78.79% 561
TOTAL	712

### Q8 If you are over the age of 25, please specify your age group.

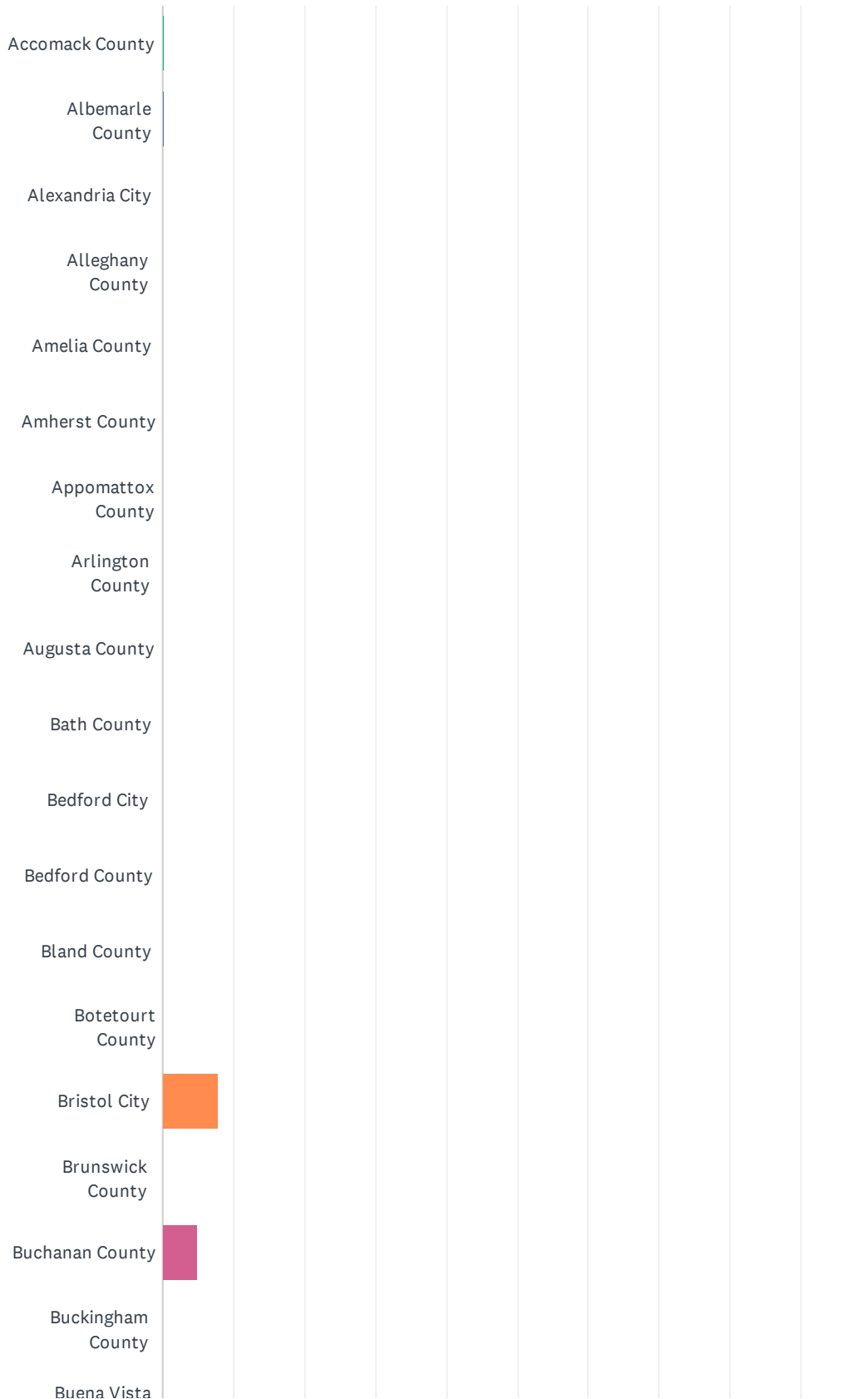
Answered: 657 Skipped: 91




ANSWER CHOICES	RESPONSES	
26 to 30	9.13%	60
31 to 39	21.46%	141
40 to 49	19.33%	127
50 to 59	18.11%	119
60 and older	17.50%	115
I am not over 25 years old	14.46%	95
<b>TOTAL</b>		<b>657</b>

## Q9 Which city/county do you live in for most of the year?

Answered: 693 Skipped: 55



# The Appalachian Substance Abuse Coalition for Prevention Treatment and Recovery VAPFS Young Adult Survey 2018



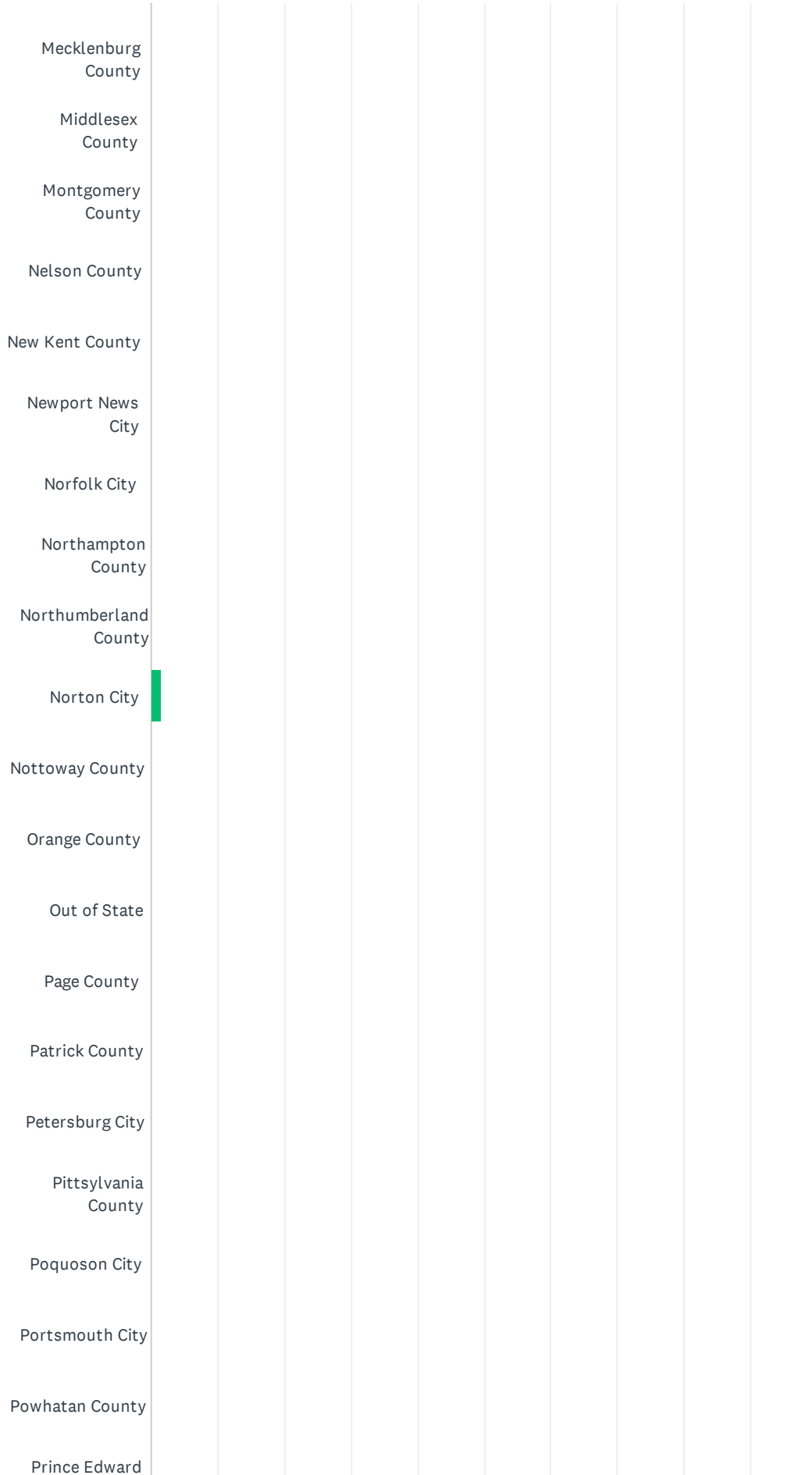
The Appalachian Substance Abuse Coalition for Prevention Treatment and Recovery VAPFS Young Adult Survey 2018

Fairfax City									
Fairfax County									
Falls Church City									
Fauquier County									
Floyd County									
Fluvanna County									
Franklin City									
Franklin County									
Frederick County									
Fredericksburg City									
Galax City									
Giles County									
Gloucester County									
Goochland County									
Grayson County									
Greene County									
Greensville County									
Halifax County									
Hampton City									
Hanover County									
Harrisonburg City									

The Appalachian Substance Abuse Coalition for Prevention Treatment and Recovery VAPFS Young Adult Survey 2018

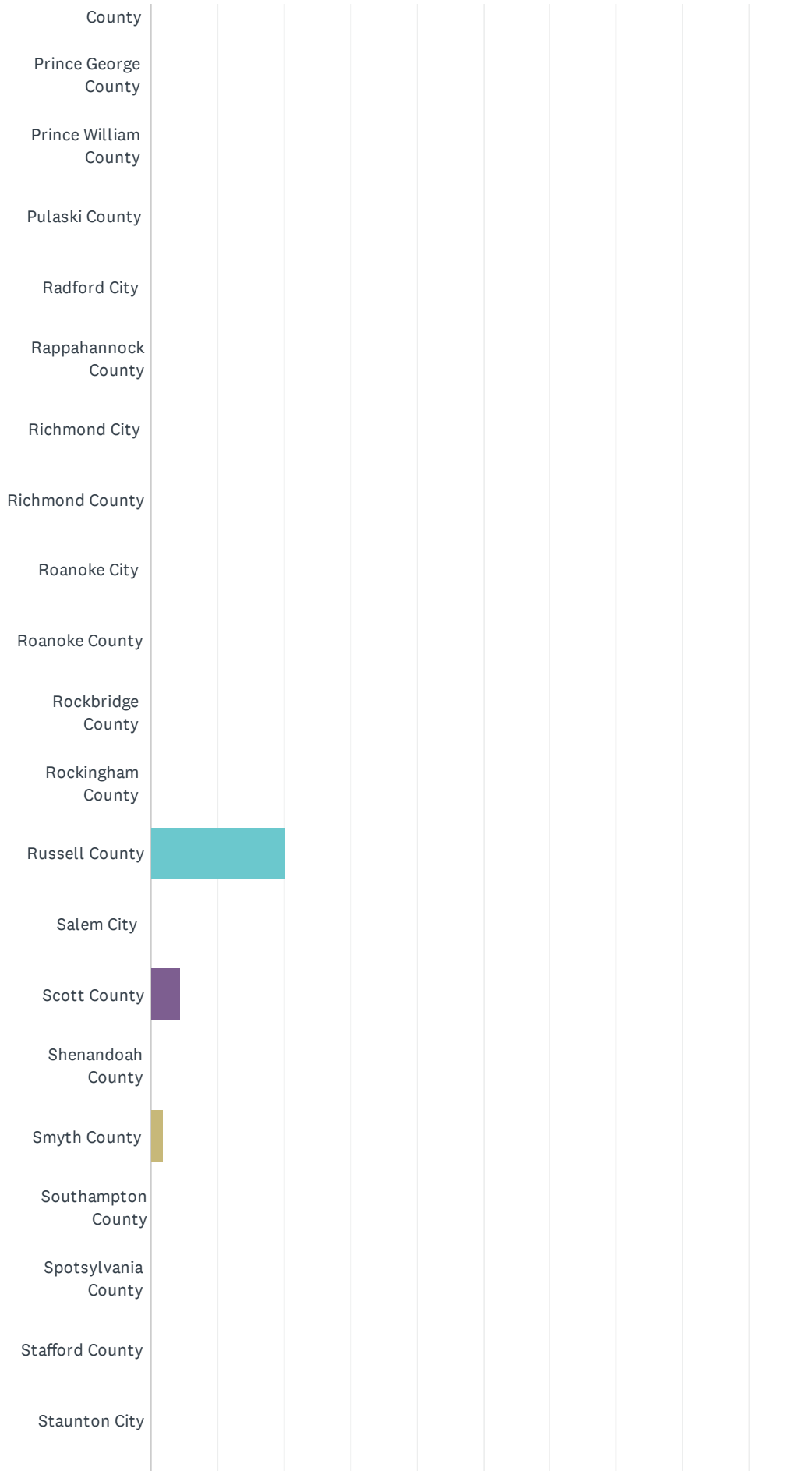


The Appalachian Substance Abuse Coalition for Prevention Treatment and Recovery VAPFS Young Adult Survey 2018





# The Appalachian Substance Abuse Coalition for Prevention Treatment and Recovery VAPFS Young Adult Survey 2018



# The Appalachian Substance Abuse Coalition for Prevention Treatment and Recovery VAPFS Young Adult Survey 2018



The Appalachian Substance Abuse Coalition for Prevention Treatment and Recovery VAPFS Young Adult Survey 2018

ANSWER CHOICES	RESPONSES	
Accomack County	0.14%	1
Albemarle County	0.14%	1
Alexandria City	0.00%	0
Alleghany County	0.00%	0
Amelia County	0.00%	0
Amherst County	0.00%	0
Appomattox County	0.00%	0
Arlington County	0.00%	0
Augusta County	0.00%	0
Bath County	0.00%	0
Bedford City	0.00%	0
Bedford County	0.00%	0
Bland County	0.00%	0
Botetourt County	0.00%	0
Bristol City	7.79%	54
Brunswick County	0.00%	0
Buchanan County	4.91%	34
Buckingham County	0.00%	0
Buena Vista City	0.00%	0
Campbell County	0.00%	0
Caroline County	0.00%	0
Carroll County	0.00%	0
Charles City County	0.00%	0
Charlotte County	0.00%	0
Charlottesville City	0.00%	0
Chesapeake City	0.00%	0
Chesterfield County	0.00%	0
Clarke County	0.00%	0
Clifton Forge City	0.00%	0
Colonial Heights City	0.00%	0
Covington City	0.00%	0
Craig County	0.00%	0

The Appalachian Substance Abuse Coalition for Prevention Treatment and Recovery VAPFS Young Adult Survey 2018

Culpeper County	0.00%	0
Cumberland County	0.00%	0
Danville City	0.00%	0
Dickenson County	7.50%	52
Dinwiddie County	0.00%	0
Emporia City	0.00%	0
Essex County	0.00%	0
Fairfax City	0.00%	0
Fairfax County	0.14%	1
Falls Church City	0.00%	0
Fauquier County	0.00%	0
Floyd County	0.00%	0
Fluvanna County	0.00%	0
Franklin City	0.00%	0
Franklin County	0.00%	0
Frederick County	0.00%	0
Fredericksburg City	0.00%	0
Galax City	0.14%	1
Giles County	0.00%	0
Gloucester County	0.00%	0
Goochland County	0.00%	0
Grayson County	0.29%	2
Greene County	0.00%	0
Greensville County	0.00%	0
Halifax County	0.14%	1
Hampton City	0.00%	0
Hanover County	0.00%	0
Harrisonburg City	0.00%	0
Henrico County	0.00%	0
Henry County	0.00%	0
Highland County	0.00%	0
Hopewell City	0.00%	0
Isle of Wight County	0.00%	0

The Appalachian Substance Abuse Coalition for Prevention Treatment and Recovery VAPFS Young Adult Survey 2018

James City County	0.00%	0
King & Queen County	0.00%	0
King George County	0.00%	0
King William County	0.00%	0
Lancaster County	0.00%	0
Lee County	1.44%	10
Lexington City	0.00%	0
Loudoun County	0.00%	0
Louisa County	0.00%	0
Lunenburg County	0.00%	0
Lynchburg City	0.00%	0
Madison County	0.00%	0
Manassas City	0.00%	0
Manassas Park City	0.00%	0
Martinsville City	0.00%	0
Mathews County	0.00%	0
Mecklenburg County	0.00%	0
Middlesex County	0.00%	0
Montgomery County	0.00%	0
Nelson County	0.00%	0
New Kent County	0.00%	0
Newport News City	0.00%	0
Norfolk City	0.00%	0
Northampton County	0.00%	0
Northumberland County	0.00%	0
Norton City	1.59%	11
Nottoway County	0.00%	0
Orange County	0.00%	0
Out of State	0.00%	0
Page County	0.00%	0
Patrick County	0.00%	0
Petersburg City	0.00%	0
Pittsylvania County	0.00%	0
Poquoson City	0.00%	0

The Appalachian Substance Abuse Coalition for Prevention Treatment and Recovery VAPFS Young Adult Survey 2018

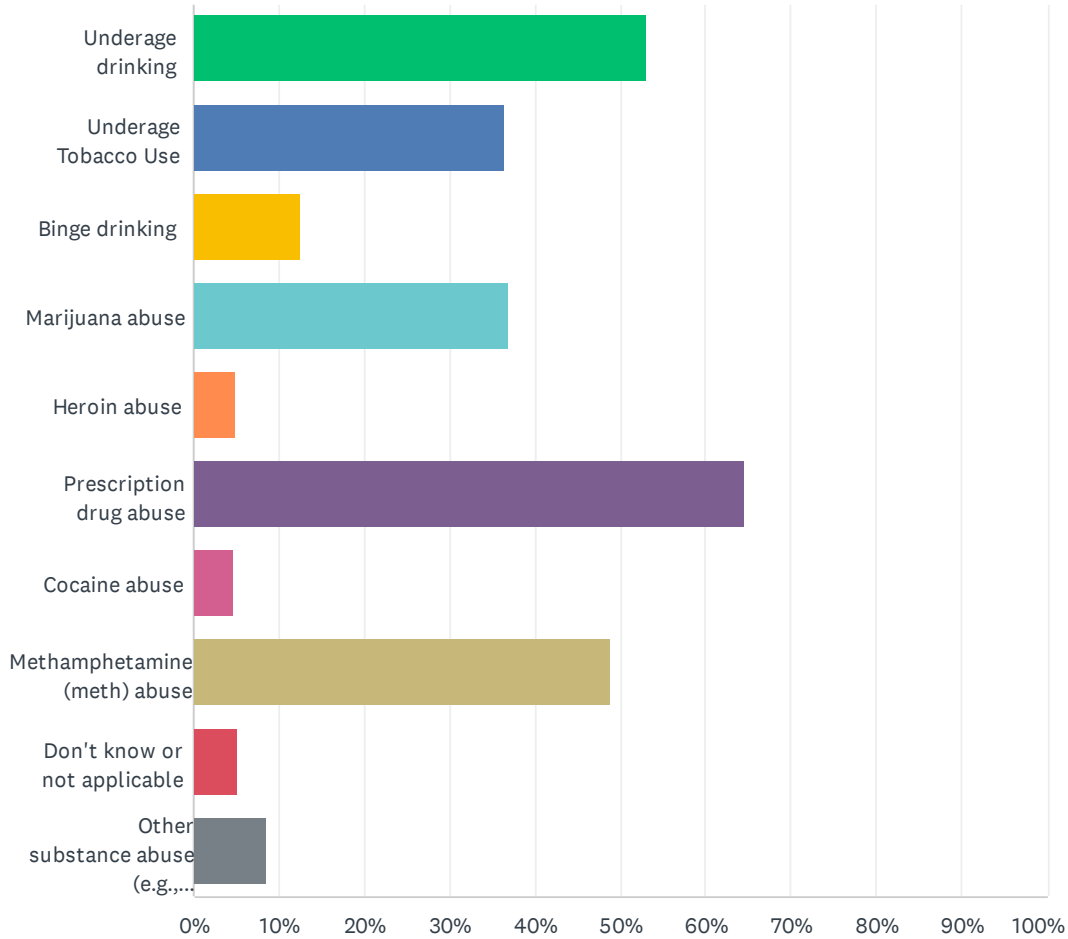
Portsmouth City	0.00%	0
Powhatan County	0.00%	0
Prince Edward County	0.00%	0
Prince George County	0.00%	0
Prince William County	0.00%	0
Pulaski County	0.00%	0
Radford City	0.00%	0
Rappahannock County	0.00%	0
Richmond City	0.00%	0
Richmond County	0.00%	0
Roanoke City	0.00%	0
Roanoke County	0.00%	0
Rockbridge County	0.00%	0
Rockingham County	0.00%	0
Russell County	20.20%	140
Salem City	0.00%	0
Scott County	4.47%	31
Shenandoah County	0.00%	0
Smyth County	2.02%	14
Southampton County	0.00%	0
Spotsylvania County	0.00%	0
Stafford County	0.00%	0
Staunton City	0.00%	0
Suffolk City	0.00%	0
Surry County	0.00%	0
Sussex County	0.00%	0
Tazewell County	10.39%	72
Virginia Beach City	0.14%	1
Warren County	0.00%	0
Washington County	20.92%	145
Waynesboro City	0.00%	0
Westmoreland County	0.00%	0
Williamsburg City	0.00%	0

The Appalachian Substance Abuse Coalition for Prevention Treatment and Recovery VAPFS Young  
Adult Survey 2018

Winchester City	0.00%	0
Wise County	17.60%	122
Wythe County	0.00%	0
York County	0.00%	0
TOTAL		693

### Q10 In your opinion, what are the three biggest substance abuse issues in your community for young adults aged 18-25? (Please select top 3):

Answered: 693 Skipped: 55



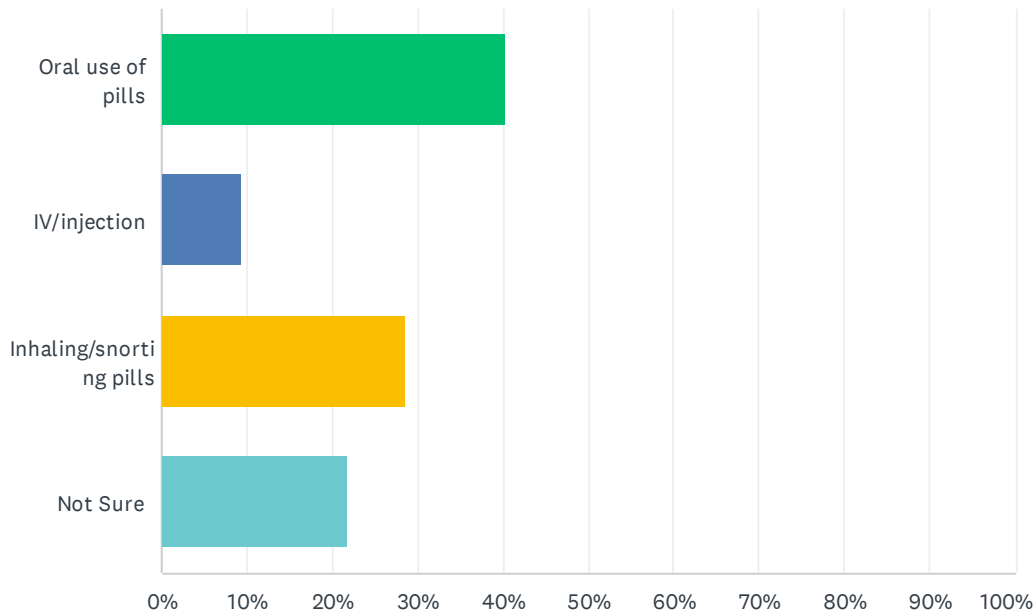


The Appalachian Substance Abuse Coalition for Prevention Treatment and Recovery VAPFS Young Adult Survey 2018

ANSWER CHOICES	RESPONSES	
Underage drinking	53.10%	368
Underage Tobacco Use	36.51%	253
Binge drinking	12.55%	87
Marijuana abuse	36.94%	256
Heroin abuse	4.91%	34
Prescription drug abuse	64.65%	448
Cocaine abuse	4.62%	32
Methamphetamine (meth) abuse	48.77%	338
Don't know or not applicable	5.19%	36
Other substance abuse (e.g., inhalants, steroids, synthetics, club drugs, hallucinogens, etc.):	8.51%	59
Total Respondents: 693		

## Q11 How do most people abuse prescription drugs?

Answered: 683 Skipped: 65

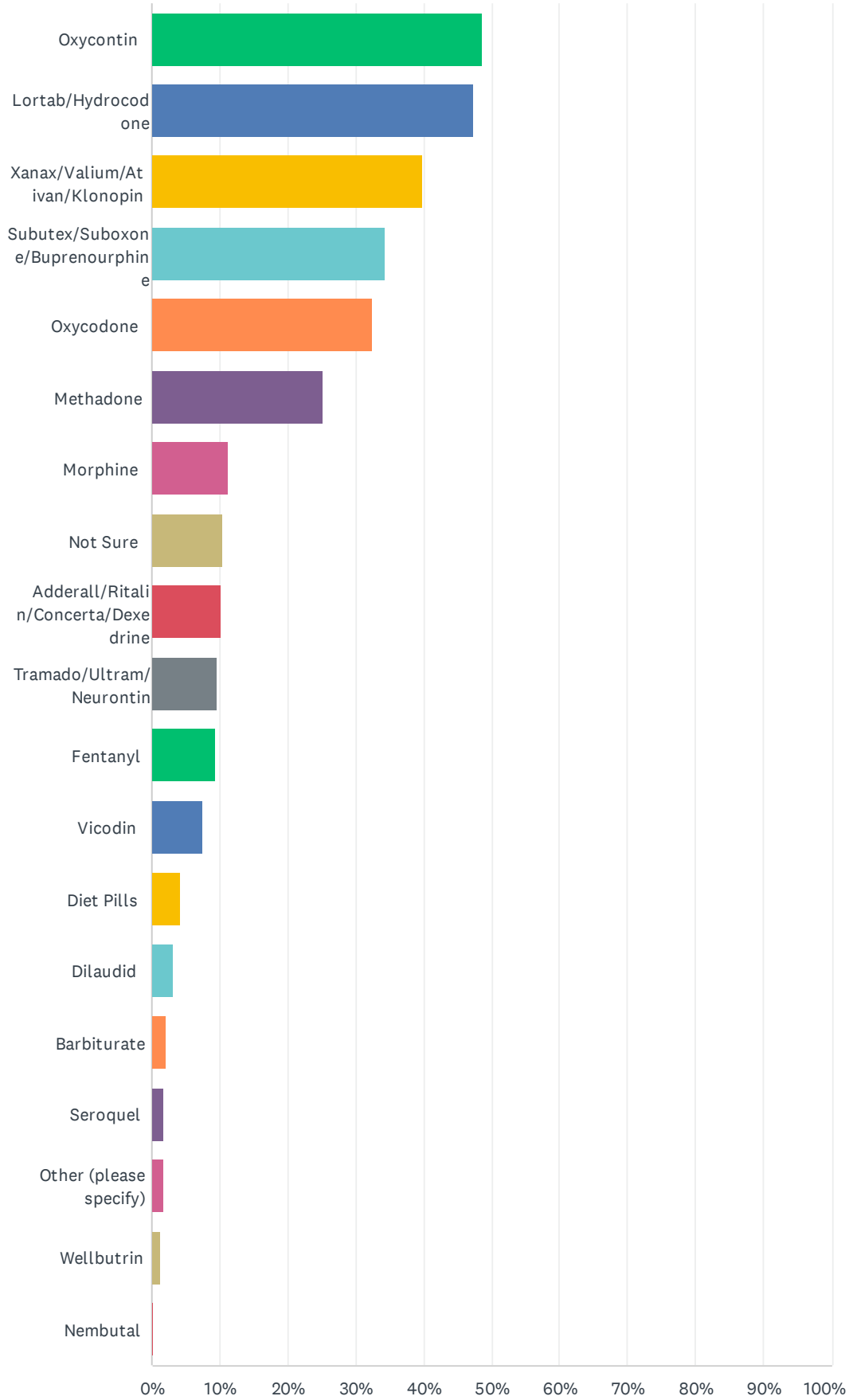


ANSWER CHOICES	RESPONSES
Oral use of pills	40.26% 275
IV/injection	9.37% 64
Inhaling/snorting pills	28.55% 195
Not Sure	21.82% 149
TOTAL	683

**Q12 In your opinion, what are the three most common abused prescription  
drugs in your community**

Answered: 678 Skipped: 70

The Appalachian Substance Abuse Coalition for Prevention Treatment and Recovery VAPFS Young Adult Survey 2018

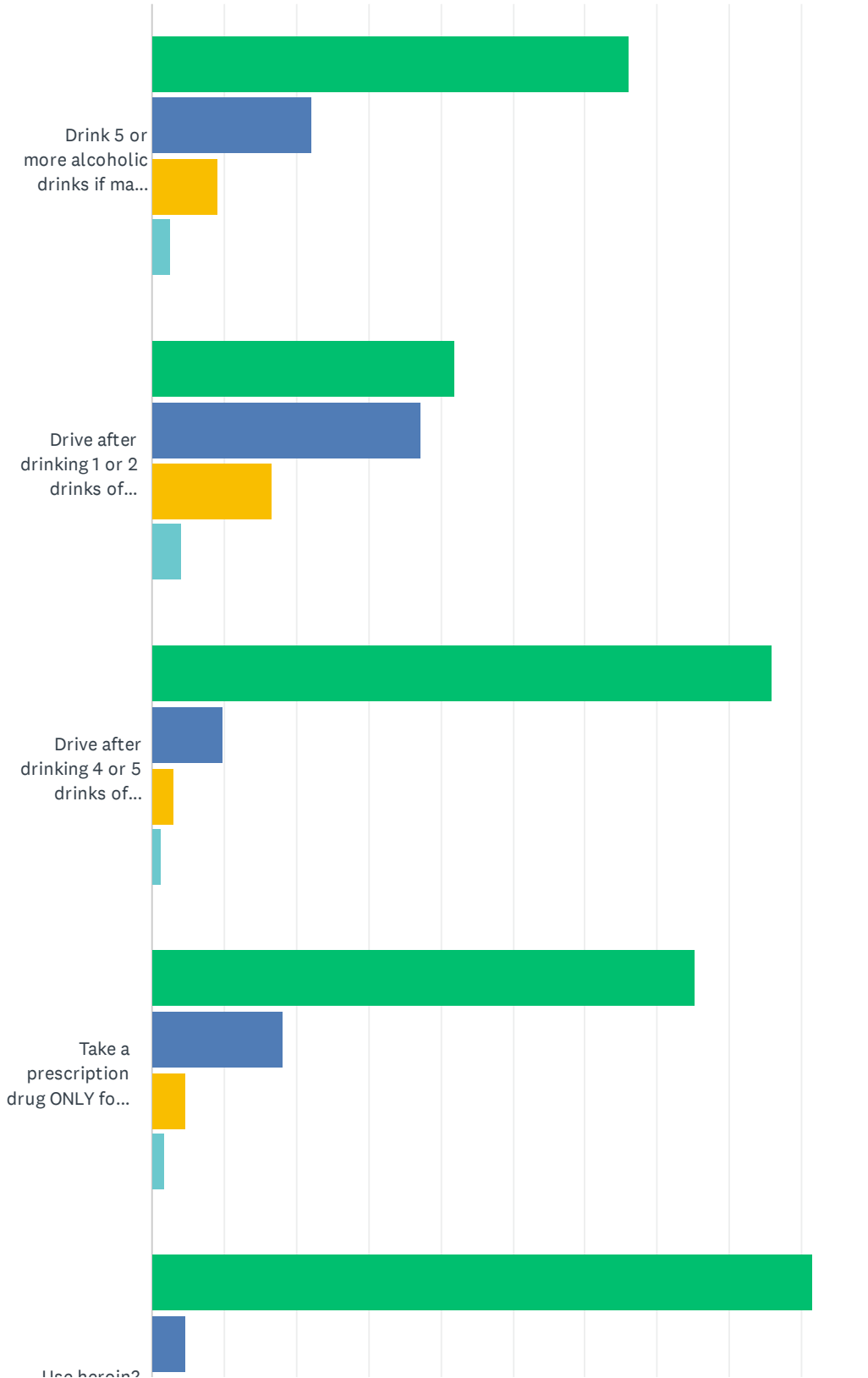


The Appalachian Substance Abuse Coalition for Prevention Treatment and Recovery VAPFS Young Adult Survey 2018

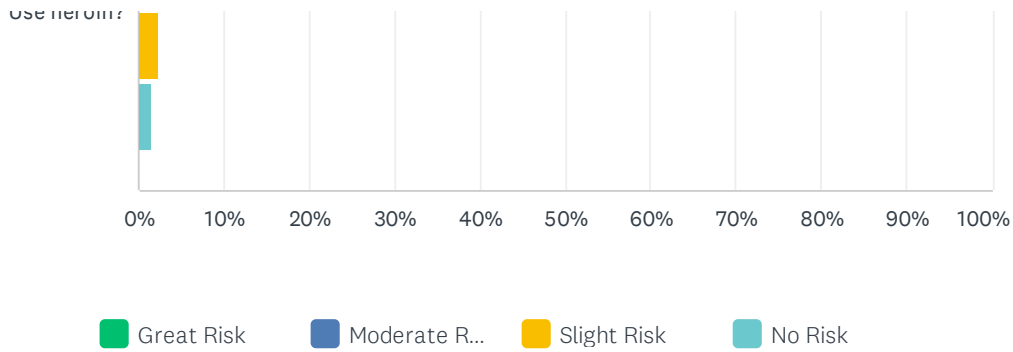
ANSWER CHOICES	RESPONSES	
Oxycontin	48.67%	330
Lortab/Hydrocodone	47.35%	321
Xanax/Valium/Ativan/Klonopin	39.97%	271
Subutex/Suboxone/Buprenourphine	34.37%	233
Oxycodone	32.45%	220
Methadone	25.07%	170
Morphine	11.21%	76
Not Sure	10.47%	71
Adderall/Ritalin/Concerta/Dexedrine	10.32%	70
Tramado/Ultram/Neurontin	9.59%	65
Fentanyl	9.44%	64
Vicodin	7.37%	50
Diet Pills	4.28%	29
Dilaudid	3.24%	22
Barbiturate	2.21%	15
Seroquel	1.77%	12
Other (please specify)	1.62%	11
Wellbutrin	1.18%	8
Nembutal	0.29%	2
Total Respondents: 678		

### Q13 How much do you think people risk harming themselves physically or in other ways when they do the following:

Answered: 676 Skipped: 72



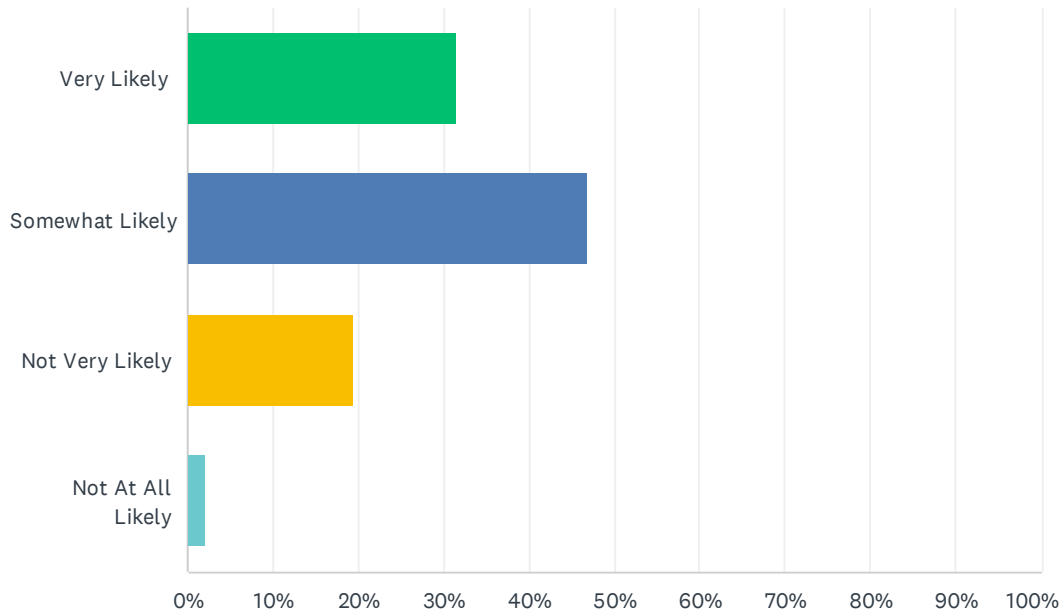
# The Appalachian Substance Abuse Coalition for Prevention Treatment and Recovery VAPFS Young Adult Survey 2018



	GREAT RISK	MODERATE RISK	SLIGHT RISK	NO RISK	TOTAL	WEIGHTED AVERAGE
Drink 5 or more alcoholic drinks if male, or 4 or more alcoholic drinks if female, on one occasion (1 drink = 12 ounces of beer, 5 ounces of wine, or 1.5 ounces of hard liquor)?	66.07% 444	22.17% 149	9.23% 62	2.53% 17	672	1.48
Drive after drinking 1 or 2 drinks of alcohol?	42.11% 280	37.29% 248	16.54% 110	4.06% 27	665	1.83
Drive after drinking 4 or 5 drinks of alcohol?	86.00% 565	9.74% 64	2.89% 19	1.37% 9	657	1.20
Take a prescription drug ONLY for the experience, feeling it caused, or to get high?	75.30% 500	18.22% 121	4.67% 31	1.81% 12	664	1.33
Use heroin?	91.50% 592	4.64% 30	2.32% 15	1.55% 10	647	1.14

## Q14 In your community, how likely is it that someone driving under the influence of alcohol/drugs would be stopped by the police/law enforcement?

Answered: 677 Skipped: 71

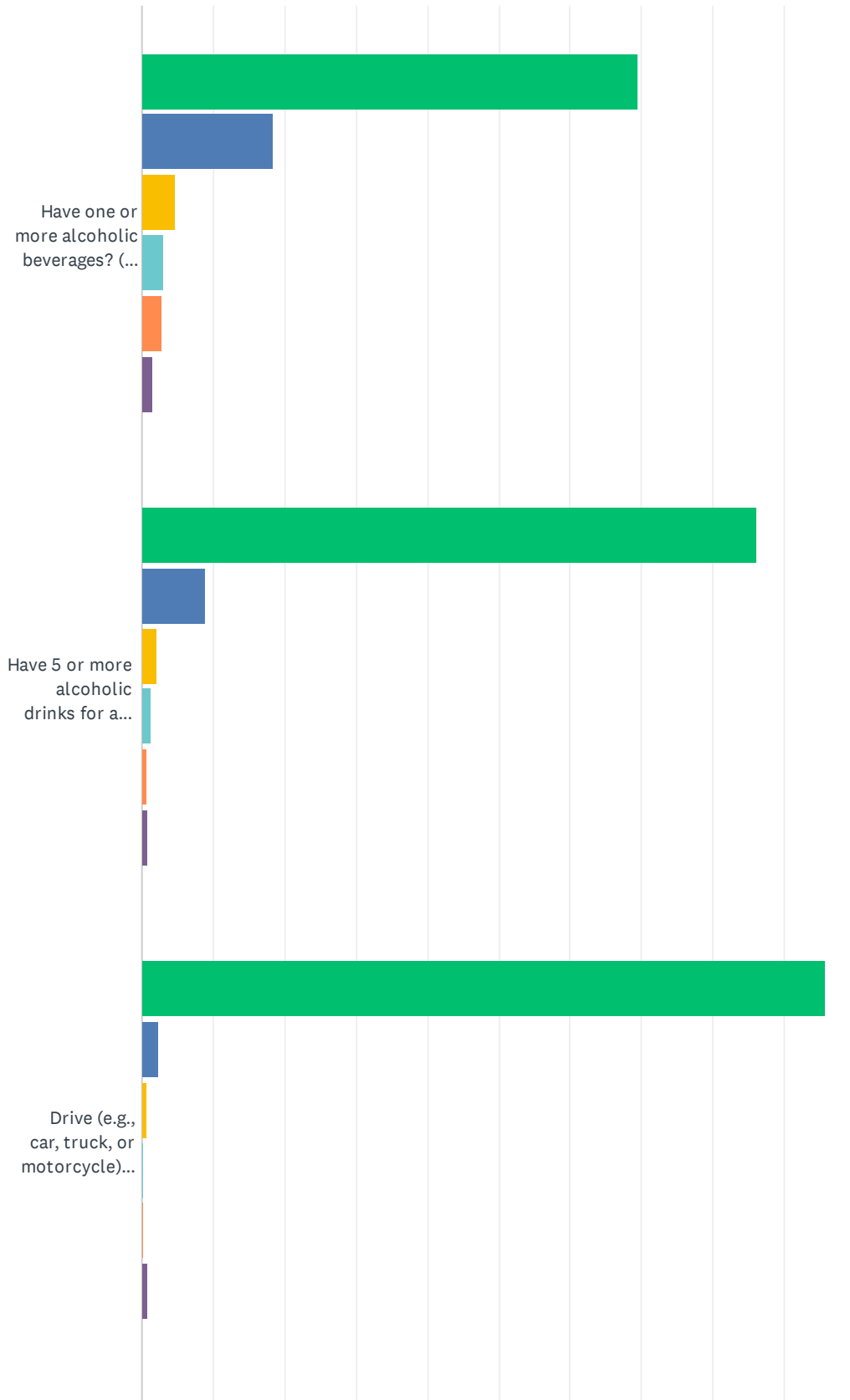


ANSWER CHOICES	RESPONSES	
Very Likely	31.46%	213
Somewhat Likely	46.97%	318
Not Very Likely	19.50%	132
Not At All Likely	2.07%	14
<b>TOTAL</b>		<b>677</b>

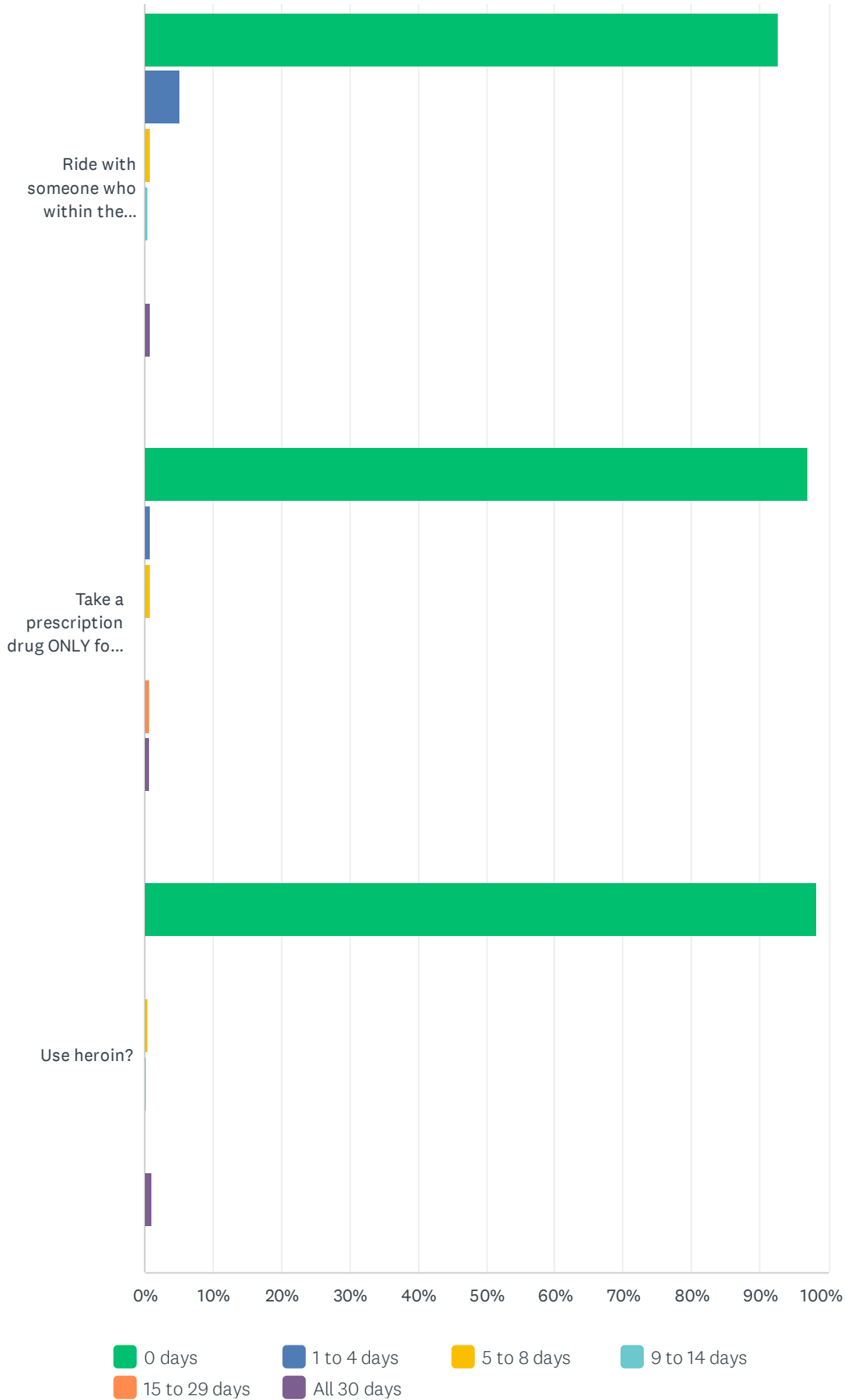


### Q15 During the past 30 days, on how many days did you:

Answered: 676 Skipped: 72



The Appalachian Substance Abuse Coalition for Prevention Treatment and Recovery VAPFS Young Adult Survey 2018



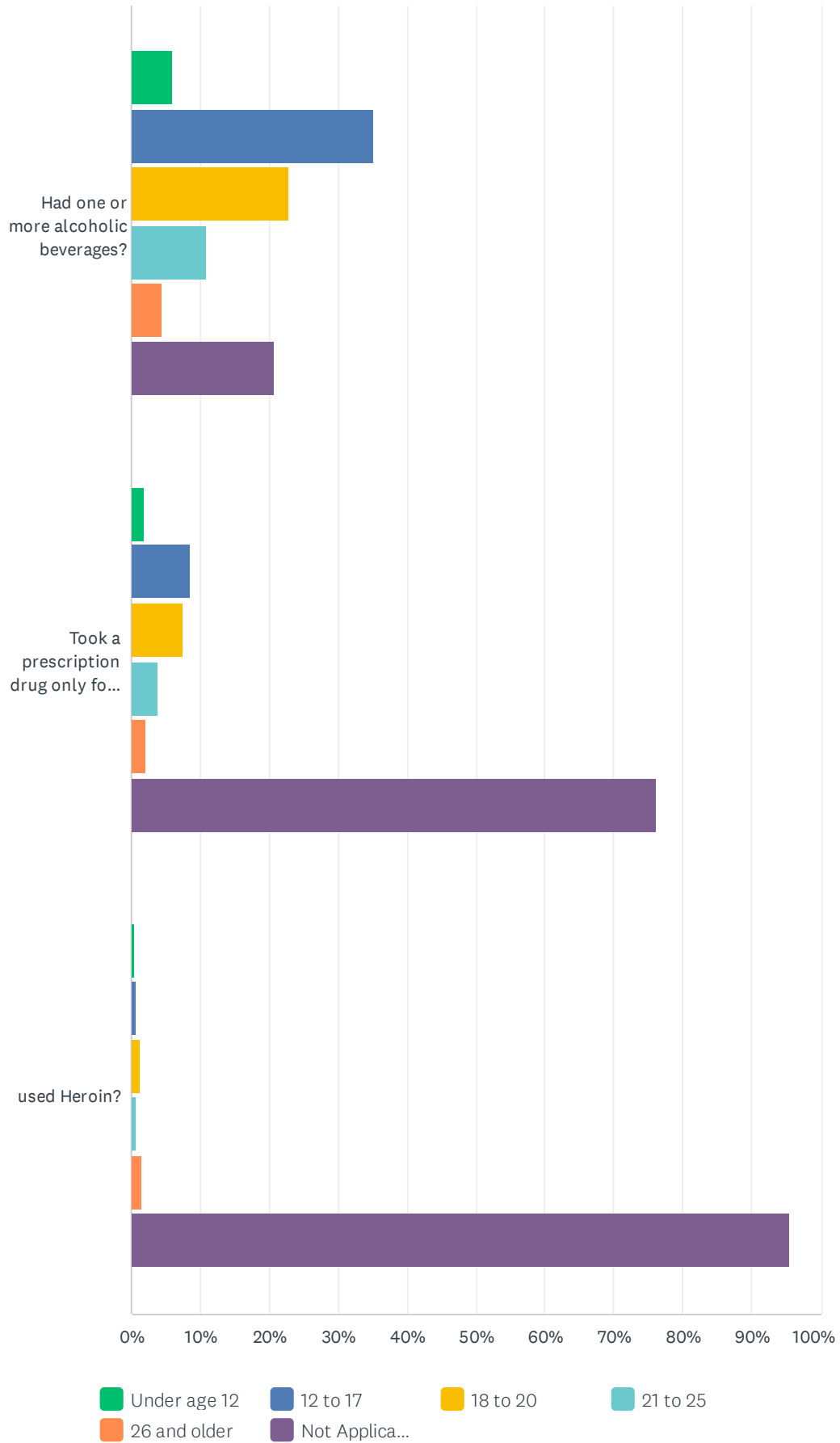
The Appalachian Substance Abuse Coalition for Prevention Treatment and Recovery VAPFS Young Adult Survey 2018

	0 DAYS	1 TO 4 DAYS	5 TO 8 DAYS	9 TO 14 DAYS	15 TO 29 DAYS	ALL 30 DAYS	TOTAL	WEIGHTED AVERAGE
Have one or more alcoholic beverages? (1 drink = 12 ounces of beer, 5 ounces of wine, or 1.5 ounces of hard liquor)?	69.58% 469	18.40% 124	4.75% 32	2.97% 20	2.82% 19	1.48% 10	674	0.55
Have 5 or more alcoholic drinks for a male or 4 or more for a female on one occasion?	86.12% 577	8.96% 60	2.09% 14	1.34% 9	0.60% 4	0.90% 6	670	0.24
Drive (e.g., car, truck, or motorcycle) within one to two hours of consuming 5 or more alcoholic drinks if male or 4 or more if female?	95.67% 640	2.39% 16	0.60% 4	0.30% 2	0.30% 2	0.75% 5	669	0.09
Ride with someone who within the previous one to two hours had 2 or more alcoholic drinks?	92.68% 620	5.08% 34	0.90% 6	0.45% 3	0.00% 0	0.90% 6	669	0.13
Take a prescription drug ONLY for the experience, feeling it caused, or to get high?	97.12% 640	0.91% 6	0.76% 5	0.00% 0	0.61% 4	0.61% 4	659	0.08
Use heroin?	98.32% 645	0.00% 0	0.46% 3	0.15% 1	0.00% 0	1.07% 7	656	0.07

## Q16 How old were you when you first

Answered: 664 Skipped: 84

The Appalachian Substance Abuse Coalition for Prevention Treatment and Recovery VAPFS Young Adult Survey 2018

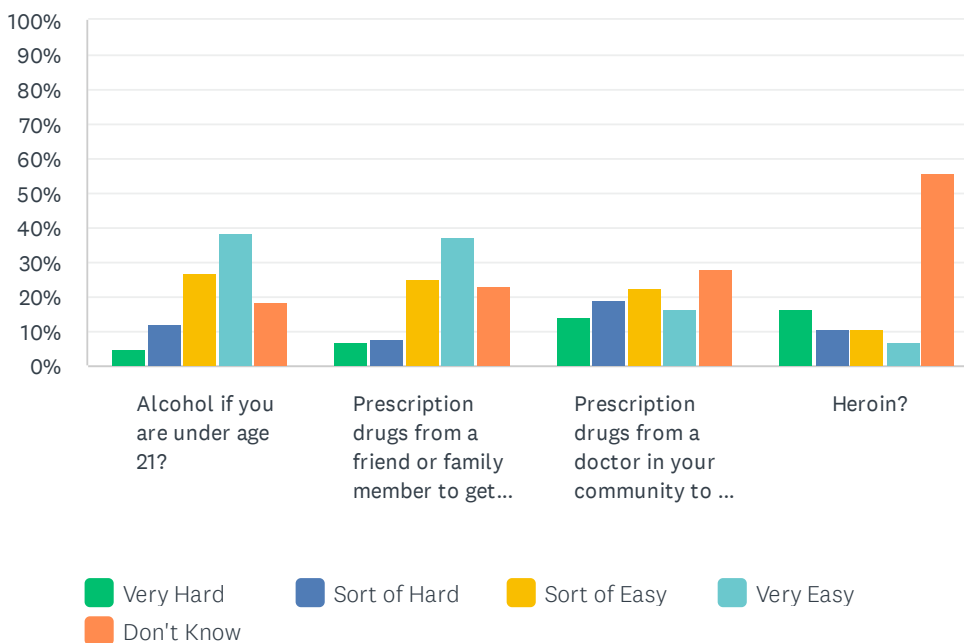


The Appalachian Substance Abuse Coalition for Prevention Treatment and Recovery VAPFS Young Adult Survey 2018

	UNDER AGE 12	12 TO 17	18 TO 20	21 TO 25	26 AND OLDER	NOT APPLICABLE	TOTAL	WEIGHTED AVERAGE
Had one or more alcoholic beverages?	5.87% 39	35.24% 234	22.74% 151	10.84% 72	4.52% 30	20.78% 138	664	3.35
Took a prescription drug only for the experience, feeling they cause or to get high?	1.85% 12	8.62% 56	7.38% 48	3.85% 25	2.15% 14	76.15% 495	650	5.24
used Heroin?	0.47% 3	0.62% 4	1.24% 8	0.62% 4	1.56% 10	95.49% 614	643	5.89

## Q17 How hard is it to get the following substances in your community:

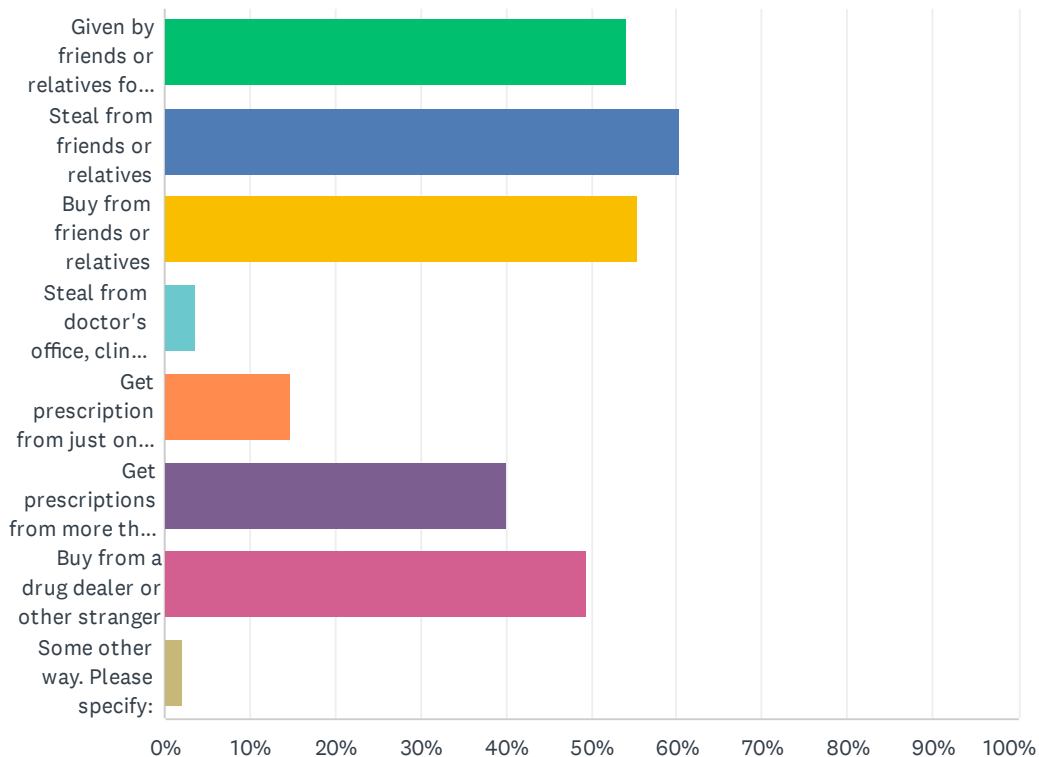
Answered: 659 Skipped: 89



	VERY HARD	SORT OF HARD	SORT OF EASY	VERY EASY	DON'T KNOW	TOTAL	WEIGHTED AVERAGE
Alcohol if you are under age 21?	4.74% 31	11.93% 78	26.91% 176	38.23% 250	18.20% 119	654	3.53
Prescription drugs from a friend or family member to get high?	6.73% 44	7.65% 50	25.08% 164	37.31% 244	23.24% 152	654	3.63
Prescription drugs from a doctor in your community to get high?	14.35% 94	18.78% 123	22.60% 148	16.49% 108	27.79% 182	655	3.25
Heroin?	16.31% 106	10.46% 68	10.62% 69	6.77% 44	55.85% 363	650	3.75

## Q18 In your opinion, how do people get prescription drugs to get high? (Please select the top 3):

Answered: 670 Skipped: 78

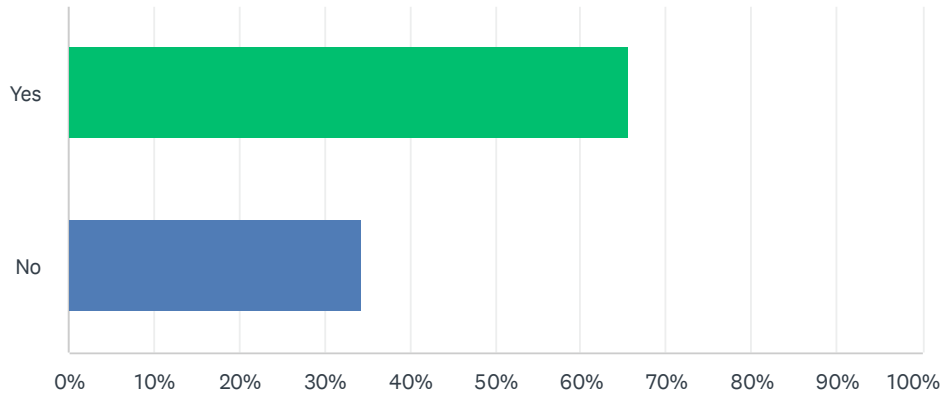


ANSWER CHOICES	RESPONSES	
Given by friends or relatives for free	54.18%	363
Steal from friends or relatives	60.45%	405
Buy from friends or relatives	55.52%	372
Steal from doctor's office, clinic, hospital, or pharmacy	3.73%	25
Get prescription from just one doctor	14.78%	99
Get prescriptions from more than one doctor	40.00%	268
Buy from a drug dealer or other stranger	49.55%	332
Some other way. Please specify:	2.09%	14
Total Respondents: 670		



### Q19 Within the past 12 months, have you seen or heard any information regarding safe storage of prescription drugs (e.g., medication lock boxes)?

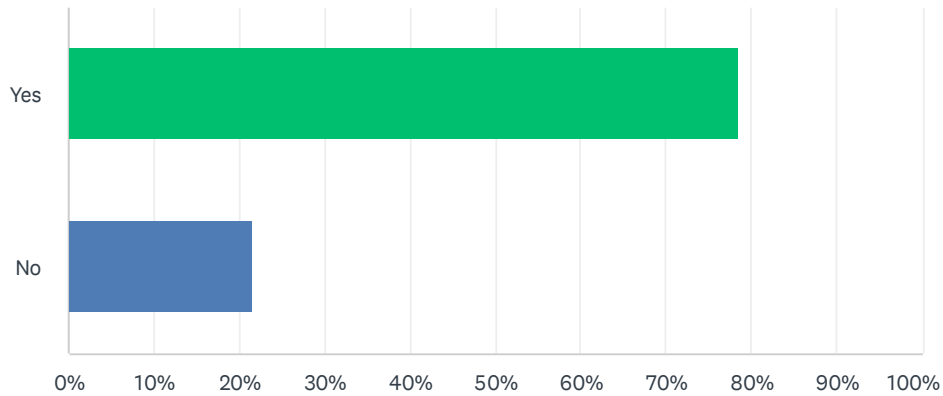
Answered: 666 Skipped: 82



ANSWER CHOICES	RESPONSES	
Yes	65.62%	437
No	34.38%	229
TOTAL		666

### Q20 Within the past 12 months, have you seen or heard any information regarding safe disposal of prescription drugs (e.g., medication drop boxes, take-back events, and drug deactivation packets)?

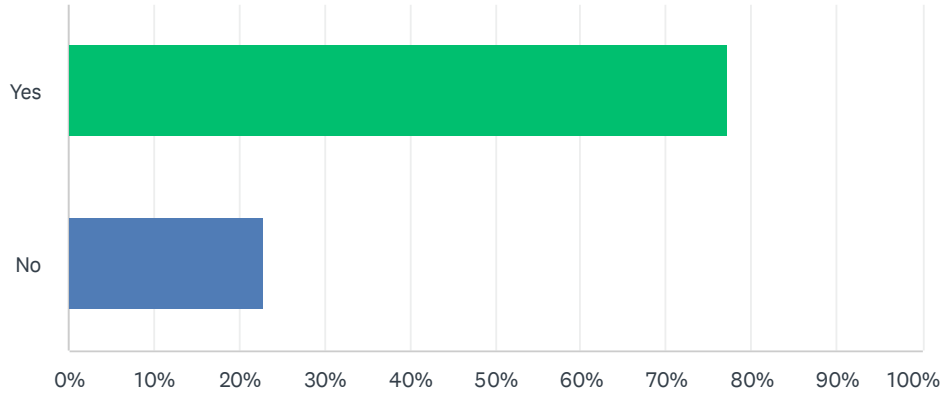
Answered: 669 Skipped: 79



ANSWER CHOICES	RESPONSES
Yes	78.48% 525
No	21.52% 144
TOTAL	669

### Q21 Within the past 12 months, have you seen or heard any media ads regarding prescription drug misuse prevention?

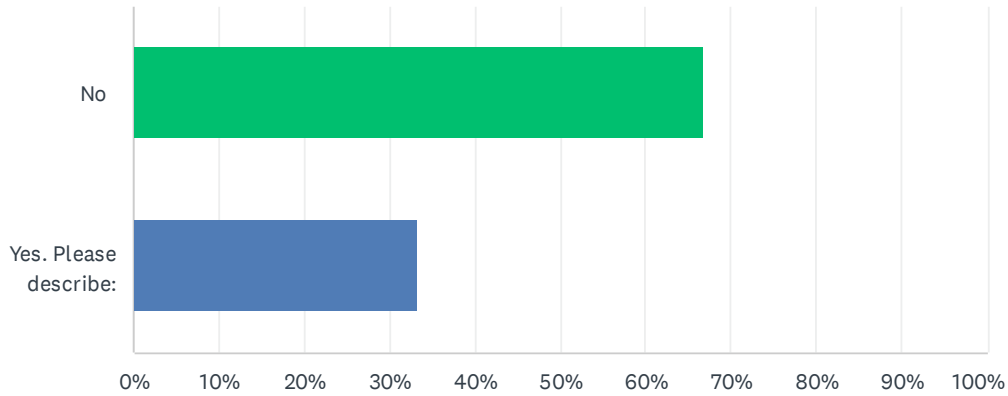
Answered: 668 Skipped: 80



ANSWER CHOICES	RESPONSES	
Yes	77.10%	515
No	22.90%	153
TOTAL		668

## Q22 Are you aware of any other prescription drug misuse prevention strategies in your community?

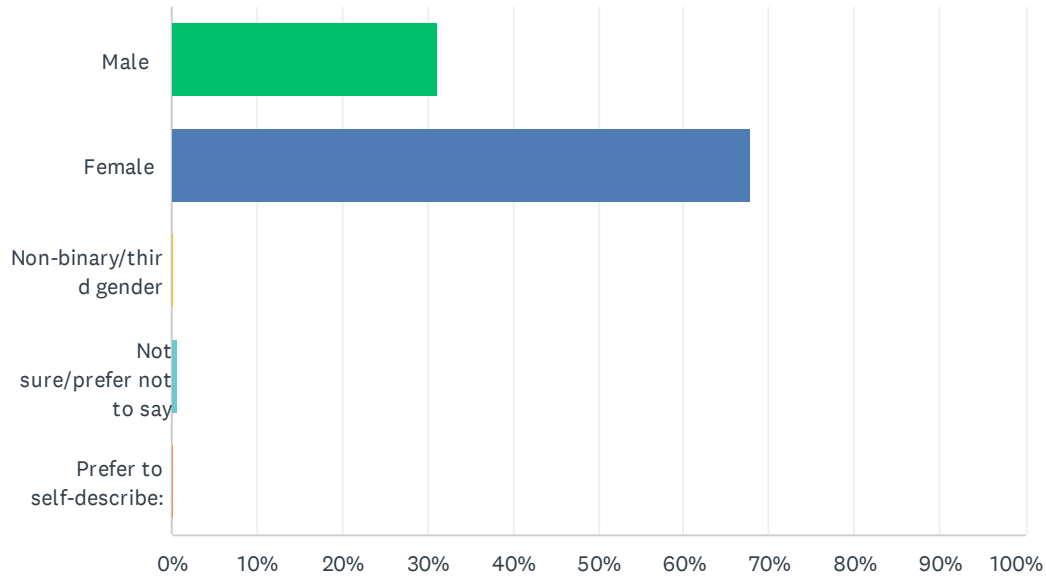
Answered: 659 Skipped: 89



ANSWER CHOICES	RESPONSES	
No	66.77%	440
Yes. Please describe:	33.23%	219
<b>TOTAL</b>		<b>659</b>

## Q23 What is your gender?

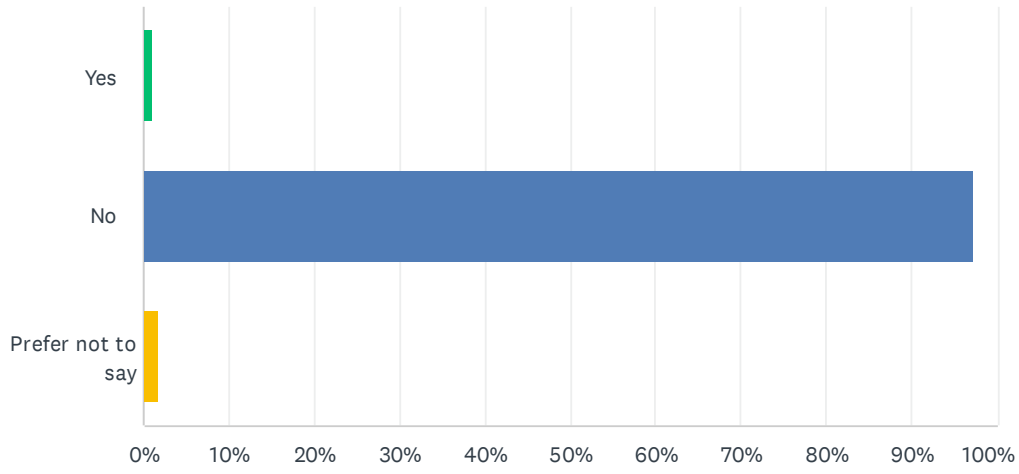
Answered: 675 Skipped: 73



ANSWER CHOICES	RESPONSES	
Male	31.11%	210
Female	67.85%	458
Non-binary/third gender	0.15%	1
Not sure/prefer not to say	0.59%	4
Prefer to self-describe:	0.30%	2
<b>TOTAL</b>		<b>675</b>

## Q24 Do you identify as transgender?

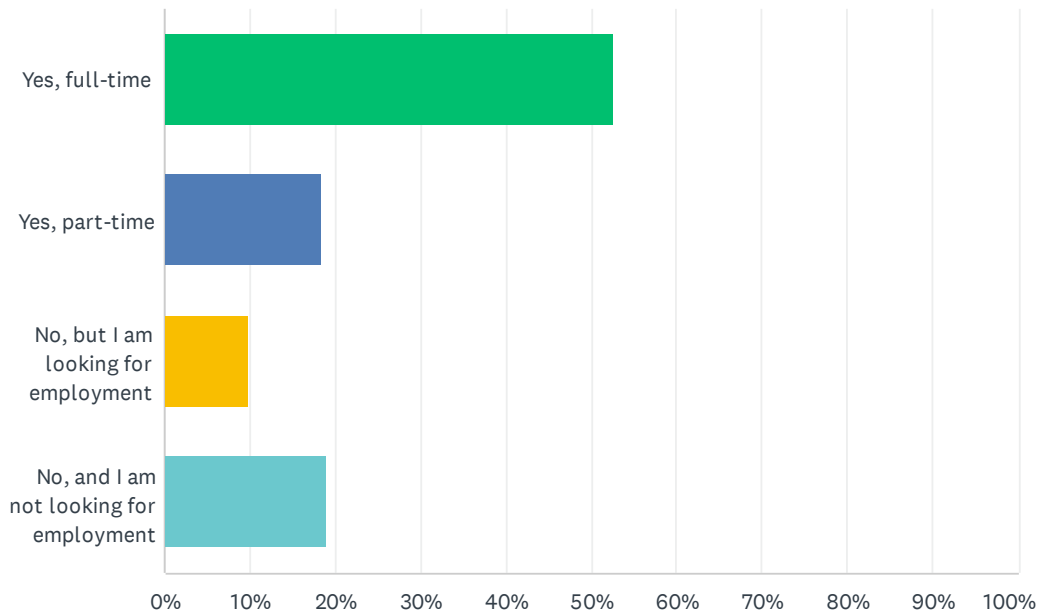
Answered: 670 Skipped: 78



ANSWER CHOICES	RESPONSES	
Yes	1.04%	7
No	97.31%	652
Prefer not to say	1.64%	11
<b>TOTAL</b>		<b>670</b>

## Q25 Are you currently employed?

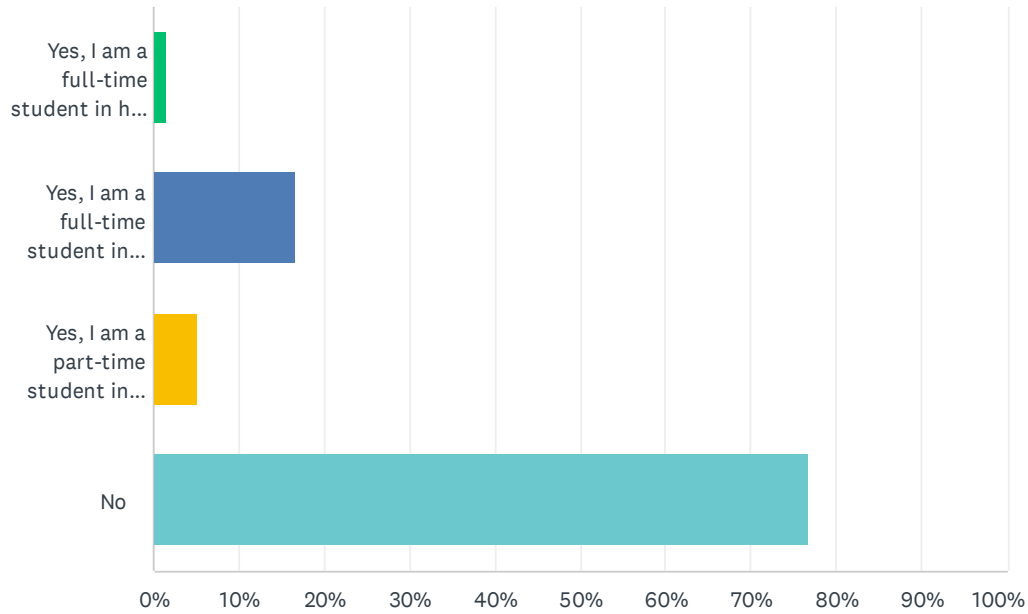
Answered: 671 Skipped: 77



ANSWER CHOICES	RESPONSES	
Yes, full-time	52.76%	354
Yes, part-time	18.33%	123
No, but I am looking for employment	9.84%	66
No, and I am not looking for employment	19.08%	128
TOTAL		671

## Q26 Are you currently attending school?

Answered: 671 Skipped: 77

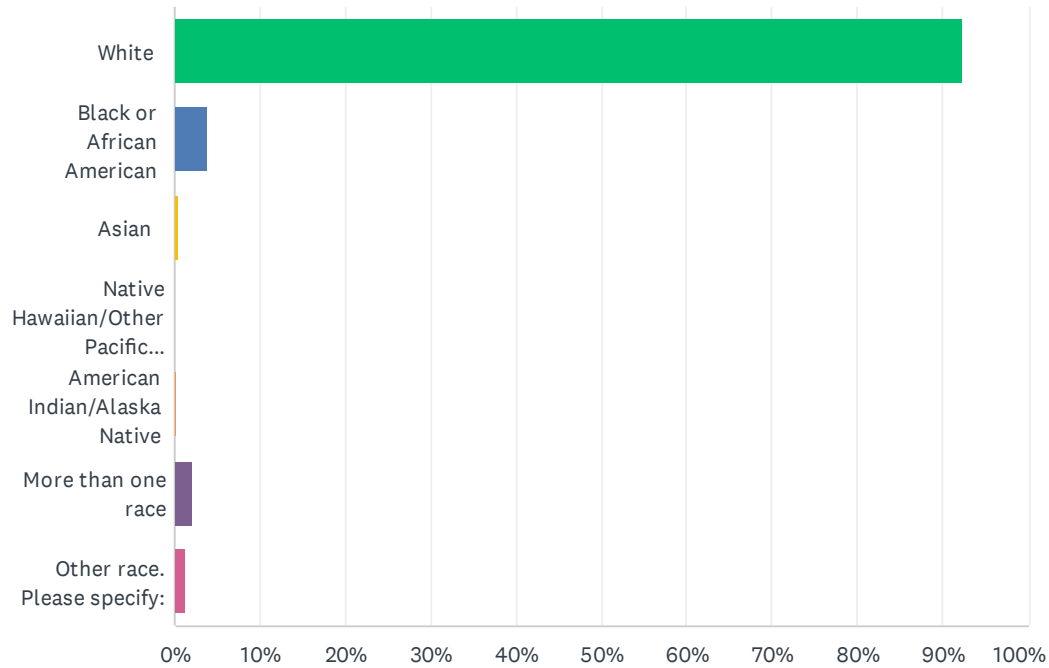


ANSWER CHOICES	RESPONSES	
Yes, I am a full-time student in high school	1.49%	10
Yes, I am a full-time student in college	16.69%	112
Yes, I am a part-time student in college	5.07%	34
No	76.75%	515
<b>TOTAL</b>		<b>671</b>



## Q27 What is your race?

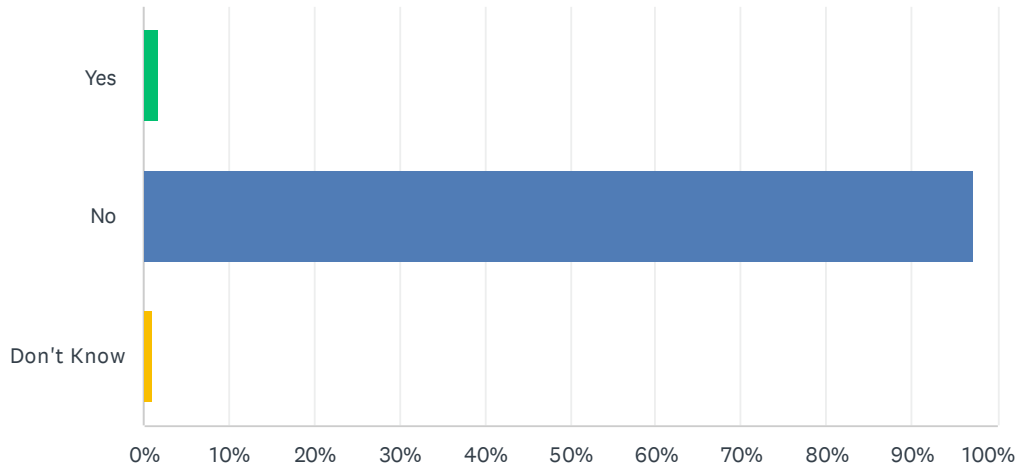
Answered: 671 Skipped: 77



ANSWER CHOICES	RESPONSES	
White	92.25%	619
Black or African American	3.87%	26
Asian	0.45%	3
Native Hawaiian/Other Pacific Islander	0.00%	0
American Indian/Alaska Native	0.15%	1
More than one race	2.09%	14
Other race. Please specify:	1.19%	8
<b>TOTAL</b>		<b>671</b>

## Q28 Are you Hispanic or Latino/a?

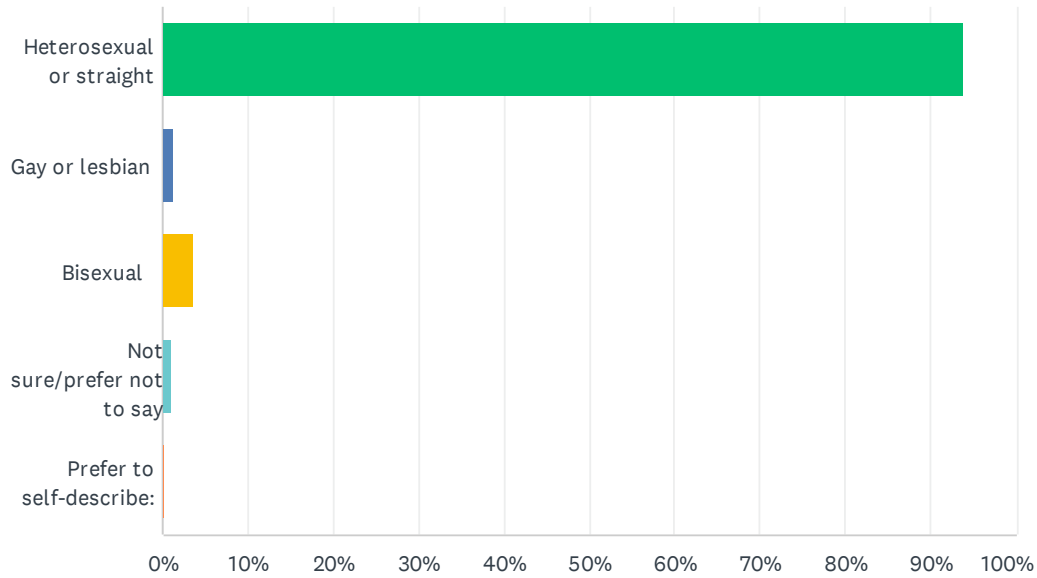
Answered: 667 Skipped: 81



ANSWER CHOICES	RESPONSES	
Yes	1.80%	12
No	97.15%	648
Don't Know	1.05%	7
<b>TOTAL</b>		<b>667</b>

## Q29 Which of the following do you consider yourself to be?

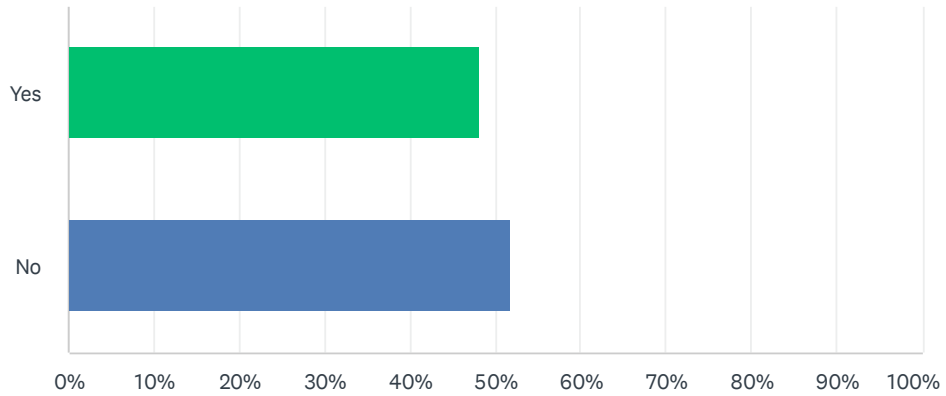
Answered: 657 Skipped: 91



ANSWER CHOICES	RESPONSES	
Heterosexual or straight	93.76%	616
Gay or lesbian	1.22%	8
Bisexual	3.65%	24
Not sure/prefer not to say	1.07%	7
Prefer to self-describe:	0.30%	2
<b>TOTAL</b>		<b>657</b>

### Q30 Does your family have a history of substance abuse?

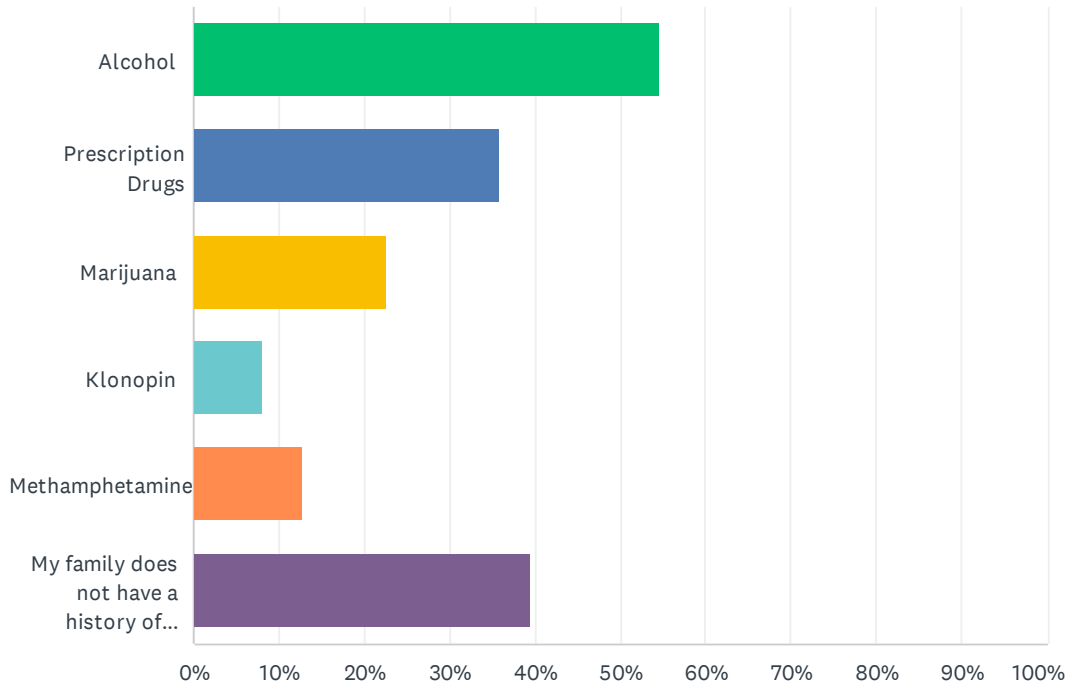
Answered: 667 Skipped: 81



ANSWER CHOICES	RESPONSES	
Yes	48.13%	321
No	51.87%	346
TOTAL		667

### Q31 If yes, please select all that apply.

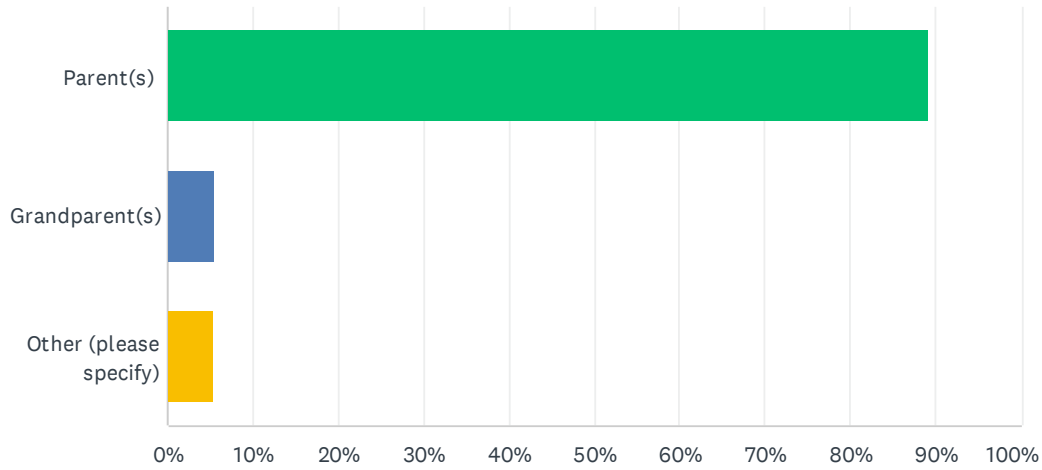
Answered: 544 Skipped: 204



ANSWER CHOICES	RESPONSES	
Alcohol	54.60%	297
Prescription Drugs	35.85%	195
Marijuana	22.61%	123
Klonopin	8.09%	44
Methamphetamine	12.87%	70
My family does not have a history of substance abuse	39.52%	215
Total Respondents: 544		

## Q32 Who raised you during your childhood?

Answered: 668 Skipped: 80



ANSWER CHOICES	RESPONSES
Parent(s)	89.07% 595
Grandparent(s)	5.54% 37
Other (please specify)	5.39% 36
TOTAL	668